

# **2019 Tax Collector's Settlement Report**

- Tax Settlement for Jackson County
  - Charges & Credits of \$35,151,800.22
  - \$678,459.40 is uncollected
  - Tax Collection Rate of 98.06%
  
- Delinquent Tax Settlement for Jackson County
  - Charges & Credits of \$2,375,895.26
  - \$1,278,094.91 is uncollected
  
- Solid Waste Tax Settlement
  - Charges & Credits of \$1,929,069.12
  - \$72,374.71 is uncollected
  
- Delinquent Solid Waste Tax Settlement
  - Charges & Credits of \$214,885.21
  - \$113,660.92 is uncollected
  
- Delinquent Motor Vehicle Tax Settlement
  - Charges & Credits of \$60,964.96
  - \$49,457.69 is uncollected

**JACKSON COUNTY**

2019 TAX SETTLEMENT  
2019 DELINQUENT TAX SETTLEMENT

2019 SOLID WASTE FEE SETTLEMENT  
2019 SOLID WASTE DELINQUENT TAX SETTLEMENT

2019 DELINQUENT MOTOR VEHICLE TAX SETTLEMENT

2019 RENTAL MOTOR VEHICLE TAX SETTLEMENT

**CASHIERS, DILLSBORO, FOREST HILLS, HIGHLANDS, SYLVA, WEBSTER**

2019 CASHIERS FIRE DISTRICT TAX SETTLEMENT  
2019 CASHIERS FIRE DISTRICT DELINQUENT TAX SETTLEMENT

2019 DILLSBORO TAX SETTLEMENT  
2019 DILLSBORO DELINQUENT TAX SETTLEMENT  
2019 DILLSBORO FIRE TAX SETTLEMENT  
2019 DILLSBORO DELINQUENT FIRE TAX SETTLEMENT

2019 FOREST HILLS TAX SETTLEMENT  
2019 FOREST HILLS DELINQUENT TAX SETTLEMENT

2019 HIGHLANDS FIRE DISTRICT TAX SETTLEMENT  
2019 HIGHLANDS FIRE DISTRICT DELINQUENT TAX SETTLEMENT  
2019 HIGHLANDS TAX SETTLEMENT  
2019 HIGHLANDS DELINQUENT TAX SETTLEMENT

2019 SYLVA MOTOR VEHICLE DELINQUENT TAX SETTLEMENT

2019 WEBSTER TAX SETTLEMENT  
2019 WEBSTER DELINQUENT TAX SETTLEMENT

ACCOUNTS RECEIVABLE SUMMARY REPORT  
AS OF JUNE 30, 2020  
PRINT DATE: JULY 2, 2020

SUBMITTED TO JACKSON COUNTY BOARD OF COMMISSIONERS

July 22, 2020

  
BRANDI HENSON  
JACKSON COUNTY TAX COLLECTOR

**JACKSON COUNTY  
2019 TAX SETTLEMENT**

FEBRUARY 1, 2019 THROUGH JUNE 30, 2020

**CHARGES:**

LEVY	\$	35,054,943.35
INTEREST		97,902.05
REFUNDS	\$	<u>(1,045.18)</u>
	\$	35,151,800.22

**CREDITS:**

DEPOSITED	\$	34,574,278.63
RELEASES & WRITE-OFFS		23,515.64
DEBITS/CREDITS	\$	<u>(37,404.17)</u>
REFUNDS	\$	<u>(87,049.28)</u>
UNCOLLECTED		678,459.40
	\$	35,151,800.22

  
BRANDI HENSON  
JACKSON COUNTY TAX COLLECTOR

## JACKSON COUNTY 2019 TAX SETTLEMENT

FEBRUARY 1, 2019 THROUGH JUNE 30, 2020

MONTH	2019 LEVY	ADJ. TO LEVY	COLLECTIONS		RELEASES	WRITE-OFF	MISC DEBITS	MISC CREDITS	OVERPAYMENT REFUNDS	REFUNDS	BALANCE
			TAX	INTEREST							
Feb-19	2,342.22	-	2,342.22	273.33	-	-	-	-	-	-	-
Mar-19	10,124.04	-	10,124.04	1,233.03	-	-	-	-	-	-	-
Apr-19	3,799.25	-	3,799.25	500.33	-	-	-	-	-	-	-
May-19	4,055.49	-	2,281.11	317.52	-	-	-	-	-	-	1,774.38
<b>SUBTOTAL</b>	<b>20,321.00</b>	<b>-</b>	<b>18,546.62</b>	<b>2,324.21</b>	<b>-</b>	<b>-</b>	<b>-</b>	<b>-</b>	<b>-</b>	<b>-</b>	<b>1,774.38</b>
Jul-19	148.54	-	148.54	-	-	-	-	-	-	-	1,774.38
Aug-19	34,109,448.73	-	5,873,615.00	3,494.66	5,552.02	2,099.40	6,573.69	1,117.82	1,548.58	-	28,236,961.14
Sep-19	28,598.79	-	4,633,669.51	3,240.16	7,218.70	-	3,100.80	128.55	7,414.31	-	23,635,058.28
Oct-19	874,370.61	-	2,055,810.77	1,586.50	1,091.62	15.26	3,199.56	1,014.56	1,120.00	-	22,455,816.24
Nov-19	8,869.32	-	7,115,576.65	64.96	411.61	(0.75)	665.00	-	53,135.33	-	15,402,498.38
Dec-19	13,089.80	44.65	8,750,967.60	1,749.26	222.26	-	15,142.80	45.14	9,617.72	44.65	6,689,113.70
Jan-20	96.56	24.70	4,154,866.27	12,094.83	1,273.67	-	6,664.70	1,140.00	10,143.13	24.70	2,548,738.15
Feb-20	-	-	931,275.98	25,238.91	475.70	-	-	76.76	1,115.32	-	1,618,025.03
Mar-20	-	-	286,359.06	10,643.90	1,847.16	(0.01)	664.89	48.83	141.95	-	1,330,576.83
Apr-20	-	-	158,769.11	7,041.67	2,868.94	-	-	510.98	194.90	-	1,168,622.70
May-20	-	975.83	324,247.37	19,178.58	6.57	-	4,956.79	-	1,351.59	975.83	850,677.14
Jun-20	-	-	172,524.10	11,244.41	433.49	-	518.58	-	221.27	-	678,459.40
<b>SUBTOTAL</b>	<b>35,034,622.35</b>	<b>1,045.18</b>	<b>34,457,829.96</b>	<b>95,577.84</b>	<b>21,401.74</b>	<b>2,113.90</b>	<b>41,486.81</b>	<b>4,082.64</b>	<b>86,004.10</b>	<b>1,045.18</b>	<b>678,459.40</b>
<b>TOTAL</b>	<b>35,054,943.35</b>	<b>1,045.18</b>	<b>34,476,376.58</b>	<b>97,902.05</b>	<b>21,401.74</b>	<b>2,113.90</b>	<b>41,486.81</b>	<b>4,082.64</b>	<b>86,004.10</b>	<b>1,045.18</b>	<b>678,459.40</b>

**JACKSON COUNTY  
2019 DELINQUENT TAX SETTLEMENT**

JULY 1, 2019 THROUGH JUNE 30, 2020

**CHARGES:**

LEVY	\$ 2,138,943.34
INTEREST	237,458.52
REFUNDS	-506.60
	<hr/>
	\$ 2,375,895.26

**CREDITS:**

DEPOSITED	\$ 1,047,357.59
RELEASES	2,768.67
WRITE-OFFS	57,754.90
DEBITS/CREDITS	-6,686.04
REFUNDS	-3,394.77
UNCOLLECTED	1,278,094.91
	<hr/>
	\$ 2,375,895.26

  
BRANDI HENSON  
JACKSON COUNTY TAX COLLECTOR

**JACKSON COUNTY  
2019 DELINQUENT TAX SETTLEMENT**

JULY 1, 2019 THROUGH JUNE 30, 2020

YEAR	BALANCE	ADDED	REFUNDS	COLLECTIONS		RELEASES	WRITE- OFF	MISC	MISC	OVERPAYMENT	REFUNDS	BALANCE
	July 1, 2019	LEVY	ADJ-LEVY	TAX	INTEREST			DEBITS	CREDITS	REFUNDS		REFUNDS
2018	760,343.04	-	-	420,554.55	93,270.69	435.25	-	1,219.58	1,142.40	2,634.32	-	342,064.74
2017	374,857.33	-	-	149,744.02	32,382.08	718.05	-	1,286.90	-	-	-	225,682.16
2016	219,151.40	-	-	81,507.71	24,249.73	498.11	-	54.22	-	-	-	137,199.80
2015	200,992.41	-	-	46,771.87	17,536.74	289.40	-	425.50	-	33.09	-	154,389.73
2014	162,701.53	506.60	-	39,048.51	18,300.06	227.46	-	471.29	-	-	506.60	123,896.85
2013	125,543.28	-	-	22,561.27	13,533.59	71.40	-	-	-	-	-	102,910.61
2012	103,787.00	-	-	18,096.61	12,147.90	109.22	-	-	-	-	-	85,581.17
2011	74,113.99	-	-	12,654.91	9,241.55	333.20	-	-	-	-	-	61,125.88
2010	59,371.41	-	-	14,261.62	12,468.07	86.58	-	-	-	220.76	-	45,243.97
2009	58,081.95	-	-	4,698.00	4,328.11	-	57,754.90	4,370.95	-	-	-	(0.00)
<b>TOTAL</b>	<b>2,138,943.34</b>	<b>506.60</b>	<b>-</b>	<b>809,899.07</b>	<b>237,458.52</b>	<b>2,768.67</b>	<b>57,754.90</b>	<b>7,828.44</b>	<b>1,142.40</b>	<b>2,888.17</b>	<b>506.60</b>	<b>1,278,094.91</b>

**JACKSON COUNTY SOLID WASTE  
2019 TAX SETTLEMENT**

JULY 1, 2019 THROUGH JUNE 30, 2020

**CHARGES:**

LEVY	\$ 1,922,518.00
INTEREST	6,131.12
REFUNDS	<u>420.00</u>
	\$ 1,929,069.12

**CREDITS:**

DEPOSITED	\$ 1,853,400.61
RELEASES	4,012.01
DEBITS/CREDITS	-1138.21
REFUNDS	420.00
UNCOLLECTED	<u>72,374.71</u>
	\$ 1,929,069.12

  
BRANDI HENSON  
JACKSON COUNTY TAX COLLECTOR

**JACKSON COUNTY SOLID WASTE  
2019 TAX SETTLEMENT**

JULY 1, 2019 THROUGH JUNE 30, 2020

MONTH	2019 LEVY	ADJ. TO LEVY	COLLECTIONS		RELEASES	MISC DEBITS	MISC CREDITS	OVERPAY REFUNDS	REFUNDS	BALANCE
			TAX	INTEREST						
Jul-19	336.00	-	336.00	-	-	-	-	-	-	-
Aug-19	1,901,129.00	-	265,445.23	-	756.00	420.00	-	-	-	1,635,347.77
Sep-19	840.00	-	219,275.90	-	525.00	84.00	4.00	-	-	1,416,466.87
Oct-19	19,457.00	-	111,642.14	-	2,604.00	84.00	84.00	-	-	1,321,677.73
Nov-19	504.00	-	521,907.09	-	53.00	-	-	-	-	800,221.64
Dec-19	168.00	84.00	417,597.21	-	74.00	383.00	327.76	-	84.00	382,773.67
Jan-20	84.00	336.00	178,592.81	865.11	-	168.00	-	-	336.00	204,432.86
Feb-20	-	-	53,382.35	1,478.91	-	-	-	-	-	151,050.51
Mar-20	-	-	24,670.16	929.68	-	84.00	-	-	-	126,464.35
Apr-20	-	-	12,996.53	570.63	-	-	-	-	-	113,467.82
May-20	-	-	28,954.93	1,552.12	0.01	168.00	-	-	-	84,680.88
Jun-20	-	-	12,469.14	734.67	-	162.97	-	-	-	72,374.71
<b>TOTAL</b>	<b>1,922,518.00</b>	<b>420.00</b>	<b>1,847,269.49</b>	<b>6,131.12</b>	<b>4,012.01</b>	<b>1,553.97</b>	<b>415.76</b>	<b>-</b>	<b>420.00</b>	<b>72,374.71</b>



**JACKSON COUNTY SOLID WASTE  
2019 DELINQUENT TAX SETTLEMENT**

JULY 1, 2019 THROUGH JUNE 30, 2020

**CHARGES:**

LEVY	\$	197,901.31
INTEREST		17,106.75
REFUNDS		(122.85)
	\$	<u>214,885.21</u>

**CREDITS:**

DEPOSITED	\$	94,930.45
RELEASES/WRITEOFFS		6,864.22
REFUNDS		(122.85)
DEBITS/CREDITS	\$	(447.53)
UNCOLLECTED		113,660.92
	\$	<u>214,885.21</u>

  
BRANDI HENSON  
JACKSON COUNTY TAX COLLECTOR

**JACKSON COUNTY SOLID WASTE  
2019 DELINQUENT TAX SETTLEMENT**

JULY 1, 2019 THROUGH JUNE 30, 2020

YEAR	BALANCE DUE	ADDED LEVY	ADJ TO LEVY	COLLECTIONS		RELEASES	WRITE- OFF	MISC DEBITS	MISC CREDITS	REFUNDS	BALANCE
	July 1, 2019			TAX	INTEREST						June 30, 2020
2018	69,091.92	-	-	37,912.25	3,917.18	-	-	77.84	-	-	31,257.51
2017	35,998.56	-	-	14,917.07	2,954.41	84.00	-	106.00	-	-	21,103.49
2016	23,121.33	-	-	8,025.41	2,113.96	84.00	-	1.85	-	-	15,013.77
2015	16,541.07	-	-	5,316.98	1,718.82	-	-	30.84	-	-	11,254.93
2014	15,192.63	-	122.85	4,081.27	1,827.50	84.00	-	168.00	-	122.85	11,195.36
2013	10,046.94	-	-	2,720.99	1,251.62	-	-	-	-	-	7,325.95
2012	7,500.91	-	-	1,720.38	1,185.46	84.00	-	-	-	-	5,696.53
2011	5,819.32	-	-	1,545.58	911.71	-	-	-	-	-	4,273.74
2010	8,144.41	-	-	1,436.77	1,113.63	168.00	-	-	-	-	6,539.64
2009	6,444.22	-	-	147.00	112.46	-	6,360.22	63.00	-	-	-
<b>TOTAL</b>	<b>197,901.31</b>	<b>-</b>	<b>122.85</b>	<b>77,823.70</b>	<b>17,106.75</b>	<b>504.00</b>	<b>6,360.22</b>	<b>447.53</b>	<b>-</b>	<b>122.85</b>	<b>113,660.92</b>

**JACKSON COUNTY MOTOR VEHICLES  
2019 DELINQUENT TAX SETTLEMENT**

JULY 1, 2019 THROUGH JUNE 30, 2020

**CHARGES:**

LEVY	\$	60,484.72
INTEREST		480.24
	\$	<u>60,964.96</u>

**CREDITS:**

DEPOSITED	\$	1,202.53
RELEASES, WRITEOFFS	\$	10,506.17
REFUNDS, DEBITS, CREDITS		-201.43
UNCOLLECTED	\$	<u>49,457.69</u>
	\$	60,964.96

  
BRANDI HENSON  
JACKSON COUNTY TAX COLLECTOR

**JACKSON COUNTY MOTOR VEHICLES  
2019 DELINQUENT TAX SETTLEMENT**

JULY 1, 2019 THROUGH JUNE 30, 2020


YEAR	BALANCE DUE	ADDED LEVY	ADJ TO LEVY	COLLECTIONS		RELEASES	WRITE- OFF	MISC. DEBIT	MISC. CREDITS	OVERPAYMENT REFUNDS	REFUNDS	BALANCE
	July 1, 2019			TAX	INTEREST							June 30, 2020
2014	5.70	-	-	-	-	-	-	-	-	-	-	5.70
2013	13,221.86	-	-	87.38	53.27	-	-	-	-	-	-	13,134.48
2012	15,165.11	-	-	198.02	147.15	-	-	-	-	7.26	-	14,974.35
2011	11,705.40	-	-	116.37	100.87	-	-	-	-	-	-	11,589.03
2010	9,880.48	-	-	244.69	108.83	-	-	-	-	118.34	-	9,754.13
2009	10,506.17	-	-	75.83	70.12	-	10,506.17	75.83	-	-	-	0.00
<b>TOTAL</b>	<b>60,484.72</b>	<b>-</b>	<b>-</b>	<b>722.29</b>	<b>480.24</b>	<b>-</b>	<b>10,506.17</b>	<b>75.83</b>	<b>-</b>	<b>125.60</b>	<b>-</b>	<b>49,457.69</b>

**RENTAL MOTOR VEHICLES  
2019 TAX SETTLEMENT**

JULY 1, 2019 THROUGH JUNE 30, 2020

JACKSON COUNTY  
DEPOSITED \$ 23,938.82

SYLVA CITY  
DEPOSITED \$ 21,673.42

  
BRANDI HENSON  
JACKSON COUNTY TAX COLLECTOR

**JACKSON COUNTY RENTAL MOTOR VEHICLES  
2019 TAX SETTLEMENT**

JULY 1, 2019 THROUGH JUNE 30, 2020

**JACKSON COUNTY**

MONTH	AMOUNT COLLECTED
Jul-19	\$ 2,632.81
Aug-19	\$ 2,774.60
Sep-19	\$ 2,920.79
Oct-19	\$ 2,133.39
Nov-19	\$ 2,239.43
Dec-19	\$ 2,246.02
Jan-20	\$ 2,522.03
Feb-20	\$ 1,852.84
Mar-20	\$ 1,760.72
Apr-20	\$ 1,753.49
May-20	\$ 569.59
Jun-20	\$ 533.11
<b>TOTAL DEPOSITED</b>	<b>\$ 23,938.82</b>

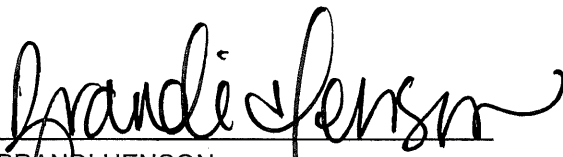
  
BRANDI HENSON  
JACKSON COUNTY TAX COLLECTOR

**SYLVA RENTAL MOTOR VEHICLES  
2019 TAX SETTLEMENT**

JULY 1, 2019 THROUGH JUNE 30, 2020

**SYLVA CITY**

MONTH	AMOUNT COLLECTED
Jul-19	\$ 2,357.42
Aug-19	\$ 2,441.26
Sep-19	\$ 2,605.79
Oct-19	\$ 1,918.21
Nov-19	\$ 2,065.82
Dec-19	\$ 2,001.43
Jan-20	\$ 2,362.82
Feb-20	\$ 1,730.62
Mar-20	\$ 1,638.78
Apr-20	\$ 1,612.84
May-20	\$ 539.06
Jun-20	\$ 399.37
<b>TOTAL DEPOSITED</b>	<b>\$ 21,673.42</b>

  
BRANDI HENSON  
JACKSON COUNTY TAX COLLECTOR

**CASHIERS FIRE DISTRICT  
2019 TAX SETTLEMENT**


MARCH 1, 2019 THROUGH JUNE 30, 2020

**CHARGES:**

LEVY	\$ 1,178,717.03
REFUNDS	0.00
INTEREST	2,712.42
	<hr/>
	\$ 1,181,429.45

**CREDITS:**

DEPOSITED	\$ 1,169,958.47
RELEASES/WRITEOFF	264.16
DEBITS & CREDITS	-1649.74
REFUNDS	0.00
UNCOLLECTED	12,856.56
	<hr/>
	\$ 1,181,429.45

  
BRANDI HENSON  
JACKSON COUNTY TAX COLLECTOR



## CASHIERS FIRE DISTRICT 2019 TAX SETTLEMENT

MARCH 1, 2019 THROUGH JUNE 30, 2020

MONTH	2019	ADJ. TO	COLLECTIONS		RELEASES	WRITE-OFF	MISC	MISC	OVERPAY		BALANCE
	LEVY	LEVY	TAX	INTEREST			DEBITS	CREDITS	REFUNDS	REFUNDS	
Mar-19	121.05	-	121.05	16.08	-	-	-	-	-	-	-
May-19	110.36	-	-	-	-	-	-	-	-	-	110.36
<b>SUBTOTAL</b>	<b>231.41</b>	<b>-</b>	<b>121.05</b>	<b>16.08</b>	<b>-</b>	<b>-</b>	<b>-</b>	<b>-</b>	<b>-</b>	<b>-</b>	<b>110.36</b>
Jul-19	-	-	-	-	-	-	-	-	-	-	110.36
Aug-19	1,167,308.64	-	237,305.13	79.43	213.92	38.38	81.88	-	-	-	929,943.45
Sep-19	555.04	-	181,605.24	67.65	4.21	-	170.90	-	-	-	749,059.94
Oct-19	9,853.78	-	75,631.37	-	1.43	5.83	69.90	-	-	-	683,344.99
Nov-19	15.80	-	208,210.12	2.20	-	-	40.78	-	-	-	475,191.45
Dec-19	752.36	-	268,723.39	107.76	-	-	859.86	-	-	-	208,080.28
Jan-20	-	-	138,796.69	399.47	-	-	244.54	69.90	-	-	69,458.23
Feb-20	-	-	32,563.09	889.01	-	-	-	-	-	-	36,895.14
Mar-20	-	-	6,972.72	253.60	-	-	2.89	-	-	-	29,925.31
Apr-20	-	-	4,037.19	168.95	-	-	-	-	-	-	25,888.12
May-20	-	-	8,339.43	431.23	0.39	-	238.09	-	-	-	17,786.39
Jun-20	-	-	4,940.63	297.04	-	-	10.80	-	-	-	12,856.56
<b>SUBTOTAL</b>	<b>1,178,485.62</b>	<b>-</b>	<b>1,167,125.00</b>	<b>2,696.34</b>	<b>219.95</b>	<b>44.21</b>	<b>1,719.64</b>	<b>69.90</b>	<b>-</b>	<b>-</b>	<b>12,856.56</b>
<b>TOTAL</b>	<b>1,178,717.03</b>	<b>-</b>	<b>1,167,246.05</b>	<b>2,712.42</b>	<b>219.95</b>	<b>44.21</b>	<b>1,719.64</b>	<b>69.90</b>	<b>-</b>	<b>-</b>	<b>12,856.56</b>

Cashiers Fire District - 2019 Billed  
Real & Personal \$ 1,178,717.03  
\$ 1,178,717.03

Cashiers Fire District - 2019 Balance 06/30/20  
Real & Personal \$ 12,856.56  
\$ 12,856.56

**CASHIERS FIRE DISTRICT  
2019 DELINQUENT TAX SETTLEMENT**

JULY 1, 2019 THROUGH JUNE 30, 2020

	BALANCE DUE	ADJ TO	COLLECTIONS				MISC	MISC		BALANCE
YEAR	July 1, 2019	LEVY	TAX	INTEREST	RELEASES	WRITE-OFF	DEBIT	CREDITS	REFUNDS	June 30, 2020
2018	13,984.60	-	8,706.25	763.97	5.85	-	-	-	-	5,272.50
2017	5,670.22	-	2,306.66	425.60	5.83	-	-	-	-	3,357.73
2016	4,008.01	-	1,455.29	413.56	5.83	-	-	-	-	2,546.89
2015	6,354.39	-	1,098.51	360.13	4.50	-	27.35	-	-	5,278.73
<b>TOTAL</b>	<b>30,017.22</b>	<b>-</b>	<b>13,566.71</b>	<b>1,963.26</b>	<b>22.01</b>	<b>-</b>	<b>27.35</b>	<b>-</b>	<b>-</b>	<b>16,455.85</b>

<b>CHARGES:</b>	LEVY	\$ 30,017.22
	INTEREST	1,963.26
	REFUNDS	-
		<u>\$ 31,980.48</u>

<b>CREDITS:</b>	DEPOSITED	\$ 15,529.97
	RELEASES	22.01
	DEBITS/CREDITS	(27.35)
	UNCOLLECTED	16,455.85
		<u>\$ 31,980.48</u>

  
 BRANDI HENSON  
 JACKSON COUNTY TAX COLLECTOR

**TOWN OF DILLSBORO  
2019 TAX SETTLEMENT**

JULY 1, 2019 THROUGH JUNE 30, 2020

**CHARGES:**

LEVY	\$ 147,205.64
INTEREST	197.53
REFUNDS	-
	<hr/>
	\$ 147,403.17

**CREDITS:**

DEPOSITED	\$ 139,808.51
RELEASES / WRITEOFF	692.01
REFUNDS, DEBITS, CREDITS	-
UNCOLLECTED	6902.65
	<hr/>
	\$ 147,403.17

  
BRANDI HENSON  
JACKSON COUNTY TAX COLLECTOR

## TOWN OF DILLSBORO 2019 TAX SETTLEMENT

JULY 1, 2019 THROUGH JUNE 30, 2020

MONTH	2019 LEVY	ADJ. TO LEVY	COLLECTIONS		RELEASES	WRITE-OFF	MISC DEBITS	MISC CREDITS	OVERPAY REFUNDS	REFUNDS	BALANCE
			TAX	INTEREST							
Jul-19	-	-	-	-	-	-	-	-	-	-	-
Aug-19	138,527.94	-	11,092.71	-	-	5.74	-	-	-	-	127,429.49
Sep-19	-	-	10,060.88	-	-	-	-	-	-	-	117,368.61
Oct-19	8,677.70	-	977.77	-	595.16	-	-	-	-	-	124,473.38
Nov-19	-	-	26,225.68	-	-	-	-	-	-	-	98,247.70
Dec-19	-	-	77,109.65	-	-	-	-	-	-	-	21,138.05
Jan-20	-	-	10,674.49	15.60	-	-	-	-	-	-	10,463.56
Feb-20	-	-	1,283.78	44.57	91.11	-	-	-	-	-	9,088.67
Mar-20	-	-	-	-	-	-	-	-	-	-	9,088.67
Apr-20	-	-	-	2.53	-	-	-	-	-	-	9,088.67
May-20	-	-	2,143.76	102.14	-	-	-	-	-	-	6,944.91
Jun-20	-	-	42.26	32.69	-	-	-	-	-	-	6,902.65
<b>TOTAL</b>	<b>147,205.64</b>	<b>-</b>	<b>139,610.98</b>	<b>197.53</b>	<b>686.27</b>	<b>5.74</b>	<b>-</b>	<b>-</b>	<b>-</b>	<b>-</b>	<b>6,902.65</b>

Town of Dillsboro - 2019 Billed  
 Real & Personal    \$ 147,205.64  
\$ 147,205.64

Town of Dillsboro - 2019 Balance due 06/30/20  
 Real & Personal    \$    6,902.65  
\$    6,902.65


**TOWN OF DILLSBORO  
2019 DELINQUENT TAX SETTLEMENT**

JULY 1, 2019 THROUGH JUNE 30, 2020

	BALANCE DUE	ADJ TO	COLLECTIONS				MISC.	MISC.		BALANCE
YEAR	July 1, 2019	LEVY	TAX	INTEREST	RELEASES	WRITE-OFF	DEBIT	CREDITS	REFUNDS	June 30, 2020
2018	5,490.00	-	917.41	111.34	-	-	-	-	-	4,572.59
2017	5,080.99	-	988.41	101.71	-	-	-	-	-	4,092.58
2016	3,953.46	-	-	-	-	-	-	-	-	3,953.46
2015	3,321.23	-	-	-	-	-	-	-	-	3,321.23
2014	172.77	-	-	-	-	-	-	-	-	172.77
2013	58.28	-	-	-	-	-	-	-	-	58.28
2012	9.28	-	-	-	-	-	-	-	-	9.28
2011	41.82	-	-	-	-	-	-	-	-	41.82
2010	10.08	-	-	-	-	-	-	-	-	10.08
2009	7.05	-	-	-	-	7.05	-	-	-	-
<b>TOTAL</b>	<b>18,144.96</b>	<b>-</b>	<b>1,905.82</b>	<b>213.05</b>	<b>-</b>	<b>7.05</b>	<b>-</b>	<b>-</b>	<b>-</b>	<b>16,232.09</b>

<b>CHARGES:</b>	LEVY	\$ 18,144.96
	INTEREST	213.05
	REFUNDS	-
		<u>\$ 18,358.01</u>

<b>CREDITS:</b>	DEPOSITED	\$ 2,118.87
	WRITE-OFFS	7.05
	REFUNDS,DEBITS,CREDITS	-
	UNCOLLECTED	16,232.09
		<u>\$ 18,358.01</u>

  
 BRANDI HENSON  
 JACKSON COUNTY TAX COLLECTOR

**TOWN OF DILLSBORO FIRE  
2019 TAX SETTLEMENT**

JULY 1, 2019 THROUGH JUNE 30, 2020

**CHARGES:**

LEVY	\$ 28,557.08
INTEREST	37.84
REFUNDS	-
	<hr/>
	\$ 28,594.92

**CREDITS:**

DEPOSITED	\$ 27,142.25
RELEASES / WRITEOFF	136.43
REFUNDS	-
UNCOLLECTED	1,316.24
	<hr/>
	\$ 28,594.92

  
BRANDI HENSON  
JACKSON COUNTY TAX COLLECTOR

## TOWN OF DILLSBORO FIRE 2019 TAX SETTLEMENT

JULY 1, 2019 THROUGH JUNE 30, 2020

MONTH	2019 LEVY	ADJ. TO LEVY	COLLECTIONS		RELEASES	WRITE-OFF	MISC DEBITS	MISC CREDITS	OVERPAY REFUNDS	REFUNDS	BALANCE
			TAX	INTEREST							
Jul-19	-	-	-	-	-	-	-	-	-	-	-
Aug-19	26,538.44	-	2,112.90	-	-	1.43	-	-	-	-	24,424.11
Sep-19	-	-	1,916.36	-	-	-	-	-	-	-	22,507.75
Oct-19	2,018.64	-	185.79	-	113.37	-	-	-	-	-	24,227.23
Nov-19	-	-	5,185.08	-	-	-	-	-	-	-	19,042.15
Dec-19	-	-	13,457.01	-	-	-	-	-	-	-	5,585.14
Jan-20	-	-	3,587.81	2.97	6.70	-	-	-	-	-	1,990.63
Feb-20	-	-	240.96	8.48	14.93	-	-	-	-	-	1,734.74
Mar-20	-	-	-	-	-	-	-	-	-	-	1,734.74
Apr-20	-	-	-	0.48	-	-	-	-	-	-	1,734.74
May-20	-	-	386.43	19.51	-	-	-	-	-	-	1,348.31
Jun-20	-	-	32.07	6.40	-	-	-	-	-	-	1,316.24
<b>TOTAL</b>	<b>28,557.08</b>	<b>-</b>	<b>27,104.41</b>	<b>37.84</b>	<b>135.00</b>	<b>1.43</b>	<b>-</b>	<b>-</b>	<b>-</b>	<b>-</b>	<b>1,316.24</b>

Town of Dillsboro Fire Tax - 2019 Billed

Real & Personal \$ 28,557.08  
\$ 28,557.08

Town of Dillsboro Fire Tax - 2019 Balance due 06/30/20

Real & Personal \$ 1,316.24  
\$ 1,316.24

**TOWN OF DILLSBORO FIRE  
2019 DELINQUENT TAX SETTLEMENT**

JULY 1, 2019 THROUGH JUNE 30, 2020

	BALANCE DUE	ADJ TO	COLLECTIONS				MISC.	MISC.		
YEAR	July 1, 2019	LEVY	TAX	INTEREST	RELEASES	WRITE-OFF	DEBIT	CREDITS	REFUNDS	BALANCE
2018	1,045.69	-	174.73	21.21	-	-	-	-	-	870.96
2017	966.56	-	157.19	19.46	-	-	-	-	-	809.37
2016	564.78	-	-	-	-	-	-	-	-	564.78
2015	449.69	-	-	-	-	-	-	-	-	449.69
2014	24.68	-	-	-	-	-	-	-	-	24.68
2013	8.33	-	-	-	-	-	-	-	-	8.33
2012	1.33	-	-	-	-	-	-	-	-	1.33
2011	2.17	-	-	-	-	-	-	-	-	2.17
2010	1.44	-	-	-	-	-	-	-	-	1.44
2009	1.01	-	-	-	-	1.01	-	-	-	-
<b>TOTAL</b>	<b>3,065.68</b>	<b>-</b>	<b>331.92</b>	<b>40.67</b>	<b>-</b>	<b>1.01</b>	<b>-</b>	<b>-</b>	<b>-</b>	<b>2,732.75</b>

**CHARGES:** LEVY \$ 3,065.68  
INTEREST 40.67  
REFUNDS -  


---

\$ 3,106.35

**CREDITS:** DEPOSITED \$ 372.59  
WRITE-OFFS 1.01  
REFUNDS, DEBITS, CREDITS -  
UNCOLLECTED 2,732.75  


---

\$ 3,106.35

  
BRANDI HENSON  
JACKSON COUNTY TAX COLLECTOR



VILLAGE OF FOREST HILLS  
2019 TAX SETTLEMENT

JULY 1, 2019 THROUGH JUNE 30, 2020

**CHARGES:**

LEVY	\$ 39,571.90
INTEREST	\$ 227.87
	<u>\$ 39,799.77</u>

**CREDITS:**

DEPOSITED	\$ 39,520.27
RELEASES/WRITEOFF	\$ 7.71
UNCOLLECTED	\$ 271.79
	<u>\$ 39,799.77</u>

  
BRANDI HENSON  
JACKSON COUNTY TAX COLLECTOR

**VILLAGE OF FOREST HILLS  
2019 TAX SETTLEMENT**

JULY 1, 2019 THROUGH JUNE 30, 2020

	2019	ADJ. TO	COLLECTIONS				MISC	MISC	OVERPAY		
MONTH	LEVY	LEVY	TAX	INTEREST	RELEASES	WRITE-OFF	DEBITS	CREDITS	REFUNDS	REFUNDS	BALANCE
Jul-19	-	-	-	-	-	-	-	-	-	-	-
Aug-19	39,534.10	-	3,865.72	-	-	6.72	-	-	-	-	35,661.66
Sep-19	-	-	2,959.36	-	-	-	-	-	-	-	32,702.30
Oct-19	37.80	-	1,657.09	-	-	-	-	-	-	-	31,083.01
Nov-19	-	-	14,292.82	-	-	-	-	-	-	-	16,790.19
Dec-19	-	-	6,947.30	-	-	-	-	-	-	-	9,842.89
Jan-20	-	-	5,549.47	32.08	-	-	-	-	-	-	4,293.42
Feb-20	-	-	615.76	16.94	-	-	-	-	-	-	3,677.66
Mar-20	-	-	733.91	25.69	-	-	-	-	-	-	2,943.75
Apr-20	-	-	17.81	0.80	-	-	-	-	-	-	2,925.94
May-20	-	-	26.30	1.32	-	-	-	-	-	-	2,899.64
Jun-20	-	-	2,626.86	151.04	0.99	-	-	-	-	-	271.79
<b>TOTAL</b>	<b>39,571.90</b>	<b>-</b>	<b>39,292.40</b>	<b>227.87</b>	<b>0.99</b>	<b>6.72</b>	<b>-</b>	<b>-</b>	<b>-</b>	<b>-</b>	<b>271.79</b>

Village of Forest Hills - 2019 Billed  
Real & Personal \$ 39,571.90  
\$ 39,571.90

Village of Forest Hills - 2019 Balance 06/30/20  
Real & Personal \$ 271.79  
\$ 271.79

**VILLAGE OF FOREST HILLS  
2019 DELINQUENT TAX SETTLEMENT**

JULY 1, 2019 THROUGH JUNE 30, 2020

	BALANCE DUE	ADJ TO	COLLECTIONS				MISC.	MISC.		BALANCE
YEAR	July 1, 2019	LEVY	TAX	INTEREST	RELEASES	WRITE-OFF	DEBIT	CREDITS	REFUNDS	June 30, 2020
2018	344.17	-	247.22	22.24	-	-	-	-	-	96.95
2017	139.81	-	122.80	13.61	-	-	-	-	-	17.01
2016	18.57	-	1.56	0.21	-	-	-	-	-	17.01
2015	101.98	-	-	-	-	-	-	-	-	101.98
2014	101.98	-	-	-	-	-	-	-	-	101.98
2013	106.03	-	-	-	-	-	-	-	-	106.03
2012	101.98	-	-	-	-	-	-	-	-	101.98
2011	67.98	-	-	-	-	-	-	-	-	67.98
2010	67.98	-	-	-	-	-	-	-	-	67.98
2009	67.98	-	-	-	-	67.98	-	-	-	-
<b>TOTAL</b>	<b>1,118.46</b>	<b>-</b>	<b>371.58</b>	<b>36.06</b>	<b>-</b>	<b>67.98</b>	<b>-</b>	<b>-</b>	<b>-</b>	<b>678.90</b>

**CHARGES:** LEVY \$ 1,118.46  
INTEREST 36.06  
REFUNDS -  


---

\$ 1,154.52

**CREDITS:** DEPOSITED \$ 407.64  
WRITE-OFFS 67.98  
REFUNDS, DEBIT, CREDIT -  
UNCOLLECTED 678.90  


---

\$ 1,154.52


---

BRANDI HENSON  
JACKSON COUNTY TAX COLLECTOR

**TOWN OF HIGHLANDS  
2019 TAX SETTLEMENT**

JULY 1, 2019 THROUGH JUNE 30, 2020

**CHARGES:**

LEVY	\$ 126,052.85
INTEREST	\$ 982.03
	<u>\$ 127,034.88</u>

**CREDITS:**

DEPOSITED	\$ 126,416.67
RELEASES/WRITE OFF	\$ -
UNCOLLECTED	\$ 618.21
	<u>\$ 127,034.88</u>

  
BRANDI HENSON  
JACKSON COUNTY TAX COLLECTOR

## TOWN OF HIGHLANDS 2019 TAX SETTLEMENT

JULY 1, 2019 THROUGH JUNE 30, 2020

MONTH	2019	ADJ. TO	COLLECTIONS		RELEASES	WRITE-OFF	MISC	MISC	OVERPAY	REFUNDS	BALANCE
	LEVY	LEVY	TAX	INTEREST			DEBITS	CREDITS	REFUNDS		
Jul-19	-	-	-	-	-	-	-	-	-	-	-
Aug-19	124,836.06	-	21,345.59	-	-	-	-	-	-	-	103,490.47
Sep-19	-	-	22,181.38	-	-	-	-	-	-	-	81,309.09
Oct-19	1,216.79	-	2,688.10	-	-	-	-	-	-	-	79,837.78
Nov-19	-	-	23,713.25	-	-	-	-	-	-	-	56,124.53
Dec-19	-	-	25,060.90	-	-	-	-	-	-	-	31,063.63
Jan-20	-	-	3,586.14	-	-	-	-	-	-	-	27,477.49
Feb-20	-	-	12,513.27	344.11	-	-	-	-	-	-	14,964.22
Mar-20	-	-	9,890.95	400.87	-	-	-	-	-	-	5,073.27
Apr-20	-	-	-	11.71	-	-	-	-	-	-	5,073.27
May-20	-	-	-	11.71	-	-	-	-	-	-	5,073.27
Jun-20	-	-	4,455.06	213.63	-	-	-	-	-	-	618.21
<b>TOTAL</b>	<b>126,052.85</b>	-	<b>125,434.64</b>	<b>982.03</b>	-	-	-	-	-	-	<b>618.21</b>

Town of Highlands - 2019 Billed

Real & Personal      \$ 126,052.85

\$ 126,052.85

Town of Highlands - 2019 - Balance due 06/30/20

Real & Personal      \$     618.21

\$     618.21

**TOWN OF HIGHLANDS  
2019 DELINQUENT TAX SETTLEMENT**

JULY 1, 2019 THROUGH JUNE 30, 2020

	BALANCE DUE	ADJ TO	COLLECTIONS				MISC	MISC		BALANCE
YEAR	July 1, 2019	LEVY	TAX	INTEREST	RELEASES	WRITE-OFF	DEBIT	CREDITS	REFUNDS	June 30, 2020
2018	1,800.44	-	164.00	97.80	-	-	-	-	-	1,636.44
2017	1,636.44	-	1,636.44	322.70	-	-	-	-	-	-
<b>TOTAL</b>	<b>3,436.88</b>	<b>-</b>	<b>1,800.44</b>	<b>420.50</b>	<b>-</b>	<b>-</b>	<b>-</b>	<b>-</b>	<b>-</b>	<b>1,636.44</b>

<b>CHARGES:</b>	LEVY	\$ 3,436.88
	INTEREST	420.50
	REFUNDS	-
		<u>\$ 3,857.38</u>

<b>CREDITS:</b>	DEPOSITED	\$ 2,220.94
	RELEASES	-
	UNCOLLECTED	1,636.44
		<u>\$ 3,857.38</u>

  
 BRANDI HENSON  
 JACKSON COUNTY TAX COLLECTOR

**HIGHLANDS FIRE DISTRICT  
2019 TAX SETTLEMENT**


JULY 1, 2019 THROUGH JUNE 30, 2020

**CHARGES:**

LEVY	\$	71,858.42
INTEREST	\$	257.77
	\$	<u>72,116.19</u>

**CREDITS:**

DEPOSITED	\$	71,656.61
RELEASES/WRITEOFF	\$	0.26
DEBITS & CREDITS	\$	-
UNCOLLECTED	\$	459.32
	\$	<u>72,116.19</u>

  
BRANDI HENSON  
JACKSON COUNTY TAX COLLECTOR

## HIGHLANDS FIRE DISTRICT 2019 TAX SETTLEMENT

JULY 1, 2019 THROUGH JUNE 30, 2020

MONTH	2019	ADJ. TO	COLLECTIONS		RELEASES	WRITE-OFF	MISC	MISC	OVERPAY	REFUNDS	BALANCE
	LEVY	LEVY	TAX	INTEREST			DEBITS	CREDITS	REFUNDS		
Jul-19	-	-	-	-	-	-	-	-	-	-	-
Aug-19	71,599.20	-	16,593.30	-	-	0.26	-	-	-	-	55,005.64
Sep-19	-	-	14,234.26	-	-	-	-	-	-	-	40,771.38
Oct-19	259.22	-	3,370.50	-	-	-	-	-	-	-	37,660.10
Nov-19	-	-	9,981.11	-	-	-	-	-	-	-	27,678.99
Dec-19	-	-	16,271.06	-	-	-	-	-	-	-	11,407.93
Jan-20	-	-	3,484.93	10.45	-	-	-	-	-	-	7,923.00
Feb-20	-	-	5,114.35	135.10	-	-	-	-	-	-	2,808.65
Mar-20	-	-	1,605.30	65.05	-	-	-	-	-	-	1,203.35
Apr-20	-	-	-	1.90	-	-	-	-	-	-	1,203.35
May-20	-	-	174.08	10.60	-	-	-	-	-	-	1,029.27
Jun-20	-	-	569.95	34.67	-	-	-	-	-	-	459.32
<b>TOTAL</b>	<b>71,858.42</b>	-	<b>71,398.84</b>	<b>257.77</b>	-	<b>0.26</b>	-	-	-	-	<b>459.32</b>

Highlands Fire District - 2019 Billed  
Real & Personal \$ 71,858.42  
\$ 71,858.42

Highlands Fire District - 2019 Balance 06/30/20  
Real & Personal \$ 459.32  
\$ 459.32



## HIGHLANDS FIRE DISTRICT 2019 DELINQUENT TAX SETTLEMENT

JULY 1, 2019 THROUGH JUNE 30, 2020

	BALANCE DUE	ADJ TO	COLLECTIONS				MISC	MISC		BALANCE
YEAR	July 1, 2019	LEVY	TAX	INTEREST	RELEASES	WRITE-OFF	DEBIT	CREDITS	REFUNDS	June 30, 2020
2018	485.43	-	206.58	26.93	-	-	-	-	-	278.85
2017	460.03	-	434.63	78.77	-	-	-	-	-	25.40
2016	206.58	-	181.18	44.39	-	-	-	-	-	25.40
2015	11.84	-	-	-	-	-	-	-	-	11.84
<b>TOTAL</b>	<b>1,163.88</b>	<b>-</b>	<b>822.39</b>	<b>150.09</b>	<b>-</b>	<b>-</b>	<b>-</b>	<b>-</b>	<b>-</b>	<b>341.49</b>

<b>CHARGES:</b>	LEVY		\$ 1,163.88
	INTEREST		150.09
	REFUNDS		-
			\$ 1,313.97

<b>CREDITS:</b>	DEPOSITED		\$ 972.48
	RELEASES		-
	UNCOLLECTED		341.49
			\$ 1,313.97

  
 BRANDI HENSON  
 JACKSON COUNTY TAX COLLECTOR

**TOWN OF SYLVA  
2019 DELINQUENT TAX SETTLEMENT**

JULY 1, 2019 THROUGH JUNE 30, 2020

	BALANCE DUE	ADDED	ADJ TO	COLLECTIONS				MISC.	MISC.		BALANCE
YEAR	July 1, 2019	LEVY	LEVY	TAX	INTEREST	RELEASES	WRITE-OFF	DEBIT	CREDITS	REFUNDS	JUNE 30, 2020
2013	1,297.16	-	-	5.10	2.78	-	-	-	-	-	1,292.06
2012	1,212.68	-	-	84.03	78.14	-	-	-	-	-	1,128.65
2011	920.93	-	-	-	-	-	-	-	-	-	920.93
2010	779.11	-	-	-	-	-	-	-	-	-	779.11
2009	991.15	-	-	-	-	-	991.15	-	-	-	-
<b>TOTAL</b>	<b>5,201.03</b>	<b>-</b>	<b>-</b>	<b>89.13</b>	<b>80.92</b>	<b>-</b>	<b>991.15</b>	<b>-</b>	<b>-</b>	<b>-</b>	<b>4,120.75</b>

**CHARGES:** LEVY \$ 5,201.03  
INTEREST 80.92  
REFUNDS -  


---

\$ 5,281.95

**CREDITS:** DEPOSITED \$ 170.05  
WRITE-OFFS 991.15  
UNCOLLECTED 4,120.75  


---

\$ 5,281.95

*Brandi Henson*  


---

BRANDI HENSON  
JACKSON COUNTY TAX COLLECTOR

**TOWN OF WEBSTER  
2019 TAX SETTLEMENT**


JULY 1, 2019 THROUGH JUNE 30, 2020

**CHARGES:**

LEVY	\$ 26,195.16
INTEREST	38.01
REFUNDS	-
	<u>\$ 26,233.17</u>

**CREDITS:**

DEPOSITED	\$ 25,731.94
RELEASES & WRITE OFF	-
UNCOLLECTED	501.23
	<u>\$ 26,233.17</u>

  
BRANDI HENSON  
JACKSON COUNTY TAX COLLECTOR

**TOWN OF WEBSTER  
2019 TAX SETTLEMENT**

JULY 1, 2019 THROUGH JUNE 30, 2020

MONTH	2019 LEVY	ADJ TO LEVY	COLLECTIONS		RELEASES	WRITE-OFF	MISC DEBITS	MISC CREDITS	OVERPAY REFUNDS	REFUNDS	BALANCE
			TAX	INTEREST							
Jul-19	-	-	-	-	-	-	-	-	-	-	-
Aug-19	25,589.10	-	2,272.11	-	-	-	-	-	-	-	23,316.99
Sep-19	-	-	846.99	-	-	-	-	-	-	-	22,470.00
Oct-19	606.06	-	829.44	-	-	-	-	-	-	-	22,246.62
Nov-19	-	-	7,932.98	-	-	-	-	-	-	-	14,313.64
Dec-19	-	-	10,933.05	-	-	-	-	-	-	-	3,380.59
Jan-20	-	-	1,835.76	4.59	-	-	-	-	-	-	1,544.83
Feb-20	-	-	946.24	24.09	-	-	-	-	-	-	598.59
Mar-20	-	-	39.45	1.38	-	-	-	-	-	-	559.14
Apr-20	-	-	-	-	-	-	-	-	-	-	559.14
May-20	-	-	18.10	2.17	-	-	-	-	-	-	541.04
Jun-20	-	-	39.81	5.78	-	-	-	-	-	-	501.23
<b>TOTAL</b>	<b>26,195.16</b>	-	<b>25,693.93</b>	<b>38.01</b>	-	-	-	-	-	-	<b>501.23</b>

Town of Webster - 2019 Billed

Real & Personal \$ 26,195.16  
\$ 26,195.16

Town of Webster - 2019 Balance due 06/30/20

Real & Personal \$ 501.23  
\$ 501.23


**TOWN OF WEBSTER  
2019 DELINQUENT TAX SETTLEMENT**

JULY 1, 2019 THROUGH JUNE 30, 2020

	BALANCE DUE	ADJ TO	COLLECTIONS				MISC.	MISC.		BALANCE
YEAR	July 1, 2019	LEVY	TAX	INTEREST	RELEASES	WRITE-OFF	DEBIT	CREDITS	REFUNDS	June 30, 2020
2018	357.70	0.00	130.07	25.58	0.00	0.00	0.00	0.00	0.00	227.63
2017	143.35	0.00	67.21	15.46	0.00	0.00	0.00	0.00	0.00	76.14
2016	76.14	0.00	0.00	0.00	0.00	0.00	0.00	0.00	0.00	76.14
2013	3.17	0.00	0.00	0.00	0.00	0.00	0.00	0.00	0.00	3.17
2012	3.87	0.00	0.00	0.00	0.00	0.00	0.00	0.00	0.00	3.87
2011	6.89	0.00	0.00	0.00	0.00	0.00	0.00	0.00	0.00	6.89
2010	10.39	0.00	0.00	0.00	0.00	0.00	0.00	0.00	0.00	10.39
2009	6.99	0.00	6.99	6.48	0.00	6.99	6.99	0.00	0.00	-
<b>TOTAL</b>	<b>608.50</b>	<b>-</b>	<b>204.27</b>	<b>47.52</b>	<b>-</b>	<b>6.99</b>	<b>6.99</b>	<b>-</b>	<b>-</b>	<b>404.23</b>

**CHARGES:** LEVY \$ 608.50  
REFUNDS 0.00  
INTEREST 47.52  
\$ 656.02

**CREDITS:** DEPOSITED \$ 251.79  
WRITE-OFFS 6.99  
DEBITS -6.99  
UNCOLLECTED 404.23  
\$ 656.02


---

BRANDI HENSON  
JACKSON COUNTY TAX COLLECTOR

ALL BILLS

Levy Year : 2020

Code	Beginning Balance	Levy Added	Payments	Discounts	Releases & Refunds	Db/Cr % Write-Off	ACCOUNTS RECEIVABLE	COLL PCT	Interest Paid	Total Deposits
FS1	0.00	409.50✓	-10.59✓	0.00	0.00	0.00	398.91✓	2.59%	-5.89✓	-16.48
001	0.00	36045.76✓	-29414.34✓	0.00	0.00	0.00	6631.42✓	81.60%	-3653.34✓	-33067.68
L01	0.00	420.00✓	0.00	0.00	0.00	0.00	420.00✓	0.00%	0.00	0.00
	0.00	36875.26	-29424.93	0.00	0.00	0.00	7450.33	79.80%	-3659.23	-33084.16

Levy year : 2019

A01	0.00	11860.00	-4009.80	0.00	-168.00	19.76	7701.96	35.06%	-40.76	-4050.56
D01	0.00	147205.44✓	-139610.98✓	0.00	-686.27✓	-5.74✓	6902.65✓	95.31%	-197.53✓	-139808.51
D02	0.00	28557.08✓	-27104.41✓	0.00	-135.00✓	-1.43✓	1316.24✓	95.39%	-37.84✓	-27142.25
F01	0.00	39571.90✓	-39292.40✓	0.00	-0.99✓	-4.72✓	271.79✓	99.31%	-227.87✓	-39520.27
FS1(1.4%)Adj	110.36	1178485.62✓	-1167125.00✓	0.00	-219.95✓	1605.53✓	12856.56✓	98.91%	-2696.34✓	-1169821.34
FS2	0.00	71858.42✓	-71398.84✓	0.00	0.00	-0.26✓	459.32✓	99.36%	-257.77✓	-71656.61
GO1(23.4%)Adj	1774.38✓	35034622.35✓	-34457829.96✓	0.00	64602.36✓	35290.27✓	678459.40✓	98.06%	-91437.28	-34549267.24
HO1	0.00	126052.85✓	-125434.64✓	0.00	0.00	0.00	618.21	99.51%	-982.03✓	-126416.67
L01	0.00	1922518.00✓	-1847269.49✓	0.00	-4012.01✓	-1138.21✓	72374.71✓	96.24%	-6131.12✓	-1853400.61
RC	0.00	120.00	-90.00	0.00	0.00	0.00	30.00	75.00%	0.00	-90.00
WO1	0.00	26195.16✓	-25693.93✓	0.00	0.00	0.00	501.23✓	98.09%	-38.01✓	-25731.94
	1884.74	38587047.02	-37904859.45	0.00	59380.14	38039.62	781492.07	97.97%	-102046.55	-38006906.00

Levy year : 2018

A01	8577.80	0.00	-3897.25	0.00	-20.02	0.00	4660.53	45.67%	-252.57	-4149.82
ATT	12817.26	57854.34	-47041.96	0.00	0.00	22.58	23652.22	66.53%	0.00	-47041.96
D01	5490.00✓	0.00	-917.41✓	0.00	0.00	0.00	4572.59✓	16.71%	-111.34✓	-1028.75
D02	1045.69✓	0.00	-174.73✓	0.00	0.00	0.00	870.96✓	16.71%	-21.21✓	-195.94
F01	344.17✓	0.00	-247.22✓	0.00	0.00	0.00	96.95✓	71.83%	-22.24✓	-269.46
FS1	13984.60✓	0.00	-8706.25✓	0.00	-5.85✓	0.00	5272.50✓	62.30%	-763.97✓	-9470.22
FS2	485.43✓	0.00	-206.58✓	0.00	0.00	0.00	278.85✓	42.56%	-26.93✓	-233.51
GO1	755276.37✓	5066.67✓	-420554.55✓	0.00	2199.07✓	77.18✓	342064.74✓	55.01%	-41748.23	-462302.78
GAR	0.00	430.00	-300.00	0.00	0.00	0.00	130.00	69.77%	0.00	-300.00
HO1	1800.44✓	0.00	-164.00✓	0.00	0.00	0.00	1636.44✓	9.11%	-97.80✓	-261.80
L01	69091.92✓	0.00	-37912.25✓	0.00	0.00	77.84✓	31257.51✓	54.76%	-3917.18✓	-41829.43
RC	60.00	0.00	-30.00	0.00	0.00	0.00	30.00	50.00%	-0.68	-30.68
WO1	357.70✓	0.00	-130.07✓	0.00	0.00	0.00	227.63✓	36.36%	-25.58✓	-155.65
	869331.38	63351.01	-520282.27	0.00	2173.20	177.60	414750.92	55.53%	-46987.73	-567270.00

Levy year : 2017

A01	5072.99	0.00	-1715.84	0.00	-20.00	4.00	3341.15	34.14%	-266.92	-1982.76
ATT	2779.43	0.00	-2429.43	0.00	0.00	0.00	350.00	87.41%	0.00	-2429.43

PRINTED IN U.S.A. RECYCLABLE

ALL BILLS

Levy Year 2017 (continued)

Code	Beginning Balance	Levy Added	Payments	Discounts	Releases & Refunds	Db/Cr & Write-Off	ACCOUNTS RECEIVABLE	COLL PCT	Interest Paid	Total Deposits
D01	5080.99✓	0.00	-988.41✓	0.00	0.00	0.00	4092.58✓	19.45%	-101.71✓	-1090.12
D02	766.56✓	0.00	-157.19✓	0.00	0.00	0.00	809.37✓	16.26%	-19.46✓	-176.65
F01	139.81✓	0.00	-122.00✓	0.00	0.00	0.00	17.01✓	87.83%	-13.61✓	-136.41
FS1	5670.22✓	0.00	-2306.66✓	0.00	-5.83✓	0.00	3357.73✓	40.78%	-425.60✓	-2732.26
FS2	460.03✓	0.00	-434.63✓	0.00	0.00	0.00	25.40✓	94.48%	-78.77✓	-513.40
G01	374857.33✓	0.00	-149744.02✓	0.00	-718.05✓	1286.90✓	225682.16✓	39.80%	-27154.89	-176898.91
GAR	120.00	760.00	-760.00	0.00	0.00	0.00	120.00	86.36%	0.00	-760.00
H01	1636.44✓	0.00	-1636.44✓	0.00	0.00	0.00	0.00✓	100.00%	-322.70✓	-1959.14
L01	35998.56✓	0.00	-14917.07✓	0.00	-84.00✓	106.00✓	21103.49✓	41.38%	-2954.41✓	-17871.48
RC	55.00	0.00	-55.00	0.00	0.00	0.00	0.00	100.00%	0.00	-55.00
S01	0.00	0.00	0.00	0.00	0.00	0.00	0.00	0.00%	0.00	0.00
W01	143.35✓	0.00	-67.21✓	0.00	0.00	0.00	76.14✓	46.89%	-15.46✓	-82.67
	492980.71	760.00	-175334.70	0.00	-827.88	1395.90	258975.03	40.29%	-31353.53	-206688.23

Levy year : 2016

A01	3419.47	0.00	-1040.37	0.00	-20.00	0.00	2359.10	31.01%	-251.17	-1291.54
ATT	2973.43	0.00	0.00	0.00	0.00	0.00	2973.43	0.00%	0.00	0.00
D01	3953.46✓	0.00	0.00	0.00	0.00	0.00	3953.46✓	0.00%	0.00	0.00
D02	564.78✓	0.00	0.00	0.00	0.00	0.00	564.78✓	0.00%	0.00	0.00
F01	18.57✓	0.00	-1.56✓	0.00	0.00	0.00	17.01✓	8.40%	-0.21✓	-1.77
FS1	4008.01✓	0.00	-1455.29✓	0.00	-5.83✓	0.00	2546.89✓	36.45%	-413.56✓	-1868.85
FS2	206.58✓	0.00	-181.18✓	0.00	0.00	0.00	25.40✓	87.70%	-44.39✓	-225.57
G01	219151.40✓	0.00	-81507.71✓	0.00	-498.11✓	54.22✓	137199.80✓	37.39%	-22221.72	-103729.43
GAR	356.31	600.00	-711.47	0.00	0.00	0.00	244.84	74.40%	0.00	-711.47
L01	23121.33✓	0.00	-8025.41✓	0.00	-84.00✓	1.85✓	15013.77✓	35.07%	-2113.96✓	-10139.37
RC1	55.00	0.00	-25.00	0.00	0.00	0.00	30.00	45.45%	0.00	-25.00
W01	76.14✓	0.00	0.00	0.00	0.00	0.00	76.14✓	0.00%	0.00	0.00
	257904.48	600.00	-92947.97	0.00	-607.94	56.07	165004.62	36.17%	-25045.01	-117993.00

Levy year : 2015

A01	2507.14	0.00	-627.82	0.00	-16.00	1.49	1864.81	25.62%	-202.35	-830.17
ATT	1583.81	0.00	0.00	0.00	0.00	0.00	1583.81	0.00%	0.00	0.00
D01	3321.23✓	0.00	0.00	0.00	0.00	0.00	3321.23✓	0.00%	0.00	0.00
D02	449.69✓	0.00	0.00	0.00	0.00	0.00	449.69✓	0.00%	0.00	0.00
F01	101.98✓	0.00	0.00	0.00	0.00	0.00	101.98✓	0.00%	0.00	0.00
FS1	6354.39✓	0.00	-1098.51✓	0.00	-4.50✓	27.35✓	5278.73✓	16.93%	-360.13✓	-1458.64
FS2	11.84✓	0.00	0.00	0.00	0.00	0.00	11.84✓	0.00%	0.00	0.00
G01	200992.41✓	0.00	-46771.87✓	0.00	-256.31✓	425.50✓	154389.73	23.19%	-16412.17	-63184.04
GAR	273.58	120.00	-240.00	0.00	0.00	0.00	153.58	60.98%	-17.10	-257.10
L01	16541.07✓	0.00	-5316.98✓	0.00	0.00	30.84✓	11254.93✓	31.96%	-1718.82✓	-7035.80
W01	0.00	0.00	0.00	0.00	0.00	0.00	0.00	0.00%	0.00	0.00

PRINTED IN U.S.A. RECYCLABLE

ALL BILLS

Levy Year: 2015 (continued)

Code	Beginning Balance	Levy Added	Payments	Discounts	Releases & Refunds	Dh/Cr & Write-Off	ACCOUNTS RECEIVABLE	COLL PCT	Interest Paid	Total Deposits
RC1	28.59	0.00	-28.59	0.00	0.00	0.00	0.00	100.00%	-8.71	-37.30
SO1	0.00	0.00	0.00	0.00	0.00	0.00	0.00	0.00%	0.00	0.00
	232165.73	120.00	-54083.77	0.00	-276.81	485.18	178410.33	23.19%	-18719.28	-72803.05

Levy year : 2014

A01	2008.63	0.00	-485.19	0.00	-8.00	9.15	1524.59	24.10%	-197.99	-683.18
ATT	1456.54	0.00	-1456.54	0.00	0.00	0.00	0.00	100.00%	0.00	-1456.54
D01	172.77	0.00	0.00	0.00	0.00	0.00	172.77	0.00%	0.00	0.00
D02	24.68	0.00	0.00	0.00	0.00	0.00	24.68	0.00%	0.00	0.00
F01	101.98	0.00	0.00	0.00	0.00	0.00	101.98	0.00%	0.00	0.00
G01	162701.53	0.00	-39048.51	0.00	-227.46	471.29	123896.85	23.85%	-15886.29	-54934.80
GAR	0.00	300.00	-240.00	0.00	0.00	0.00	60.00	80.00%	-3.15	-243.15
L01	15192.63	0.00	-4081.27	0.00	-84.00	168.00	11195.36	26.31%	-1827.50	-5908.77
M01	5.70	0.00	0.00	0.00	0.00	0.00	5.70	0.00%	0.00	0.00
RC	0.00	30.00	-30.00	0.00	0.00	0.00	0.00	100.00%	-0.90	-30.90
RC1	25.00	0.00	0.00	0.00	0.00	0.00	25.00	0.00%	0.00	0.00
SO1	0.00	0.00	0.00	0.00	0.00	0.00	0.00	0.00%	0.00	0.00
	181689.46	330.00	-45341.51	0.00	-319.46	648.44	137006.93	24.73%	-17915.83	-63257.34

Levy year : 2013

A01	1590.00	0.00	-362.07	0.00	-4.00	0.00	1223.93	23.02%	-175.59	-537.66
D01	58.28	0.00	0.00	0.00	0.00	0.00	58.28	0.00%	0.00	0.00
D02	8.33	0.00	0.00	0.00	0.00	0.00	8.33	0.00%	0.00	0.00
F01	106.03	0.00	0.00	0.00	0.00	0.00	106.03	0.00%	0.00	0.00
G01	125543.28	0.00	-22561.27	0.00	-71.40	0.00	102910.61	18.03%	-12865.48	-35426.75
GAR	123.00	60.00	-120.00	0.00	0.00	0.00	63.00	65.57%	-10.45	-130.45
H01	0.00	0.00	0.00	0.00	0.00	0.00	0.00	0.00%	0.00	0.00
L01	10046.94	0.00	-2720.99	0.00	0.00	0.00	7325.95	27.08%	-1251.62	-3972.61
M01	13221.86	0.00	-87.38	0.00	0.00	0.00	13134.48	0.66%	-53.27	-140.65
RC	0.00	0.00	0.00	0.00	0.00	0.00	0.00	0.00%	0.00	0.00
SO1	1297.16	0.00	-5.10	0.00	0.00	0.00	1292.06	0.39%	-2.78	-7.88
W01	3.17	0.00	0.00	0.00	0.00	0.00	3.17	0.00%	0.00	0.00
	151998.05	60.00	-25856.81	0.00	-75.40	0.00	126125.84	17.05%	-14359.19	-40216.00

Levy year : 2012

A01	1287.04	0.00	-256.34	0.00	-4.00	0.00	1026.70	20.23%	-143.91	-400.25
ATT	1048.06	0.00	0.00	0.00	0.00	0.00	1048.06	0.00%	0.00	0.00
D01	9.28	0.00	0.00	0.00	0.00	0.00	9.28	0.00%	0.00	0.00

PRINTED IN U.S.A.

RECYCLABLE



ALL BILLS

Levy Year : 2012 (continued)

Code	Beginning Balance	Levy Added	Payments	Discounts	Releases & Refunds	Db/Cr & Write-Off	ACCOUNTS RECEIVABLE	COLL PCT	Interest Paid	Total Deposits
DO2	1.33✓	0.00	0.00	0.00	0.00	0.00	1.33✓	0.00%	0.00	0.00
FO1	101.98✓	0.00	0.00	0.00	0.00	0.00	101.98✓	0.00%	0.00	0.00
GO1	103787.00✓	0.00	-18096.61✓	0.00	-109.22✓	0.00	85581.17✓	17.54%	-11351.72	-29448.33
GAR	129.96	420.00	-380.00	0.00	0.00	0.00	169.96	69.10%	-15.93	-395.93
HO1	0.00	0.00	0.00	0.00	0.00	0.00	0.00	0.00%	0.00	0.00
LO1	7500.91✓	0.00	-1720.38✓	0.00	-84.00✓	0.00	5696.53✓	24.06%	-1185.46✓	-2905.84
MO1	15165.11✓	0.00	-198.02✓	0.00	7.26✓	0.00	14974.35✓	1.26%	-147.15✓	-345.17
RG	25.00	0.00	0.00	0.00	0.00	0.00	25.00	0.00%	0.00	0.00
SO1	1212.68✓	0.00	-84.03✓	0.00	0.00	0.00	1128.65✓	6.93%	-78.14✓	-162.17
WO1	3.87✓	0.00	0.00	0.00	0.00	0.00	3.87✓	0.00%	0.00	0.00
	130272.22	420.00	-20735.38	0.00	-189.96	0.00	109766.88	16.01%	-12922.31	-33657.69

12,147.90✓

Levy year : 2011

A01	952.00	0.00	-152.59	0.00	-4.00	0.00	795.41	16.45%	-94.69	-247.28
ATT	1267.54	0.00	-91.72	0.00	0.00	0.00	1175.82	7.24%	0.00	-91.72
DO1	41.82✓	0.00	0.00	0.00	0.00	0.00	41.82✓	0.00%	0.00	0.00
DO2	2.17✓	0.00	0.00	0.00	0.00	0.00	2.17✓	0.00%	0.00	0.00
FO1	67.98✓	0.00	0.00	0.00	0.00	0.00	67.98✓	0.00%	0.00	0.00
GO1	74113.99✓	0.00	-12654.91✓	0.00	-333.20✓	0.00	61125.88✓	17.52%	-8780.12	-21435.03
GAR	0.00	120.00	-120.00	0.00	0.00	0.00	0.00	100.00%	-2.43	-122.43
HO1	0.00	0.00	0.00	0.00	0.00	0.00	0.00	0.00%	0.00	0.00
LO1	5819.32✓	0.00	-1545.58✓	0.00	0.00	0.00	4273.74✓	26.56%	-911.71✓	-2457.29
MO1	11705.40✓	0.00	-116.37✓	0.00	0.00	0.00	11589.03✓	0.99%	-100.87✓	-217.24
SO1	920.93✓	0.00	0.00	0.00	0.00	0.00	920.93✓	0.00%	0.00	0.00
WO1	6.89✓	0.00	0.00	0.00	0.00	0.00	6.89✓	0.00%	0.00	0.00
	74898.04	120.00	-14681.17	0.00	-337.20	0.00	79999.67	15.81%	-9889.82	-24570.99

9241.55✓

Levy year : 2010

A01	790.52	0.00	-139.38	0.00	-4.00	0.00	647.14	18.14%	-107.02	-246.40
DO1	10.08✓	0.00	0.00	0.00	0.00	0.00	10.08✓	0.00%	0.00	0.00
DO2	1.44✓	0.00	0.00	0.00	0.00	0.00	1.44✓	0.00%	0.00	0.00
FO1	67.98✓	0.00	0.00	0.00	0.00	0.00	67.98✓	0.00%	0.00	0.00
GO1	59371.41✓	0.00	-14261.62✓	0.00	134.18✓	0.00	45243.97✓	23.80%	-11734.92	-25996.54
GAR	17.00	540.00	-480.00	0.00	0.00	0.00	77.00	86.18%	-6.75	-486.75
HO1	0.00	0.00	0.00	0.00	0.00	0.00	0.00	0.00%	0.00	0.00
LO1	8144.41✓	0.00	-1436.77✓	0.00	-168.00✓	0.00	6539.64✓	19.70%	-1113.63✓	-2550.40
MO1	9880.48✓	0.00	-244.69✓	0.00	118.34✓	0.00	9754.13✓	1.28%	-108.83✓	-353.52
SO1	779.11✓	0.00	0.00	0.00	0.00	0.00	779.11✓	0.00%	0.00	0.00
WO1	10.39✓	0.00	0.00	0.00	0.00	0.00	10.39✓	0.00%	0.00	0.00
	79072.82	540.00	-16562.46	0.00	80.52	0.00	63130.88	20.70%	-13071.15	-29633.61

12,408.07✓

PRINTED IN U.S.A.

RECYCLASE

ALL BILLS

Levy Year : 2009

Code	Beginning Balance	Levy Added	Payments	Discounts	Releases & Refunds	Db/Cr & Write-Off	ACCOUNTS RECEIVABLE	COLL PCT	Interest Paid	Total Deposits
A01	646.57	0.00	-36.00	0.00	0.00	-610.57	0.00	100.00%	-30.74	-66.74
DO1	7.05	0.00	0.00	0.00	0.00	-7.05	0.00	100.00%	0.00	0.00
DO2	1.01	0.00	0.00	0.00	0.00	-1.01	0.00	100.00%	0.00	0.00
FO1	47.98	0.00	0.00	0.00	0.00	-47.98	0.00	100.00%	0.00	0.00
GO1	58081.95	0.00	-4698.00	0.00	0.00	-53383.95	0.00	100.00%	-4261.37	-8959.37 4328.11
GAR	68.00	0.00	0.00	0.00	0.00	-68.00	0.00	100.00%	0.00	0.00
HO1	0.00	0.00	0.00	0.00	0.00	0.00	0.00	0.00%	0.00	0.00
LO1	6444.22	0.00	-147.00	0.00	0.00	-6297.22	0.00	100.00%	-112.45	-259.45
MO1	10506.17	0.00	-75.83	0.00	0.00	-10430.34	0.00	100.00%	-70.12	-145.95
RC	0.00	0.00	0.00	0.00	0.00	0.00	0.00	0.00%	0.00	0.00
SO1	991.15	0.00	0.00	0.00	0.00	-991.15	0.00	100.00%	0.00	0.00
WO1	6.99	0.00	-6.99	0.00	0.00	0.00	0.00	100.00%	-6.48	-13.47
	76821.09	0.00	-4963.82	0.00	0.00	-71857.27	0.00	100.00%	-4481.17	-9444.99

Levy year : 2008

DO1	0.00	0.00	0.00	0.00	0.00	0.00	0.00	0.00%	0.00	0.00
DO2	0.00	0.00	0.00	0.00	0.00	0.00	0.00	0.00%	0.00	0.00
FO1	0.00	0.00	0.00	0.00	0.00	0.00	0.00	0.00%	0.00	0.00
GAR	0.00	0.00	0.00	0.00	0.00	0.00	0.00	0.00%	0.00	0.00
HO1	0.00	0.00	0.00	0.00	0.00	0.00	0.00	0.00%	0.00	0.00
MO1	0.00	0.00	0.00	0.00	0.00	0.00	0.00	0.00%	0.00	0.00
RC	0.00	0.00	0.00	0.00	0.00	0.00	0.00	0.00%	0.00	0.00
SO1	0.00	0.00	0.00	0.00	0.00	0.00	0.00	0.00%	0.00	0.00
WO1	0.00	0.00	0.00	0.00	0.00	0.00	0.00	0.00%	0.00	0.00
	0.00	0.00	0.00	0.00	0.00	0.00	0.00	0.00%	0.00	0.00

Levy year : 2007

DO1	0.00	0.00	0.00	0.00	0.00	0.00	0.00	0.00%	0.00	0.00
DO2	0.00	0.00	0.00	0.00	0.00	0.00	0.00	0.00%	0.00	0.00
FO1	0.00	0.00	0.00	0.00	0.00	0.00	0.00	0.00%	0.00	0.00
GAR	0.00	0.00	0.00	0.00	0.00	0.00	0.00	0.00%	0.00	0.00
MO1	0.00	0.00	0.00	0.00	0.00	0.00	0.00	0.00%	0.00	0.00
RC	0.00	0.00	0.00	0.00	0.00	0.00	0.00	0.00%	0.00	0.00
SO1	0.00	0.00	0.00	0.00	0.00	0.00	0.00	0.00%	0.00	0.00
WO1	0.00	0.00	0.00	0.00	0.00	0.00	0.00	0.00%	0.00	0.00
	0.00	0.00	0.00	0.00	0.00	0.00	0.00	0.00%	0.00	0.00

PRINTED IN U.S.A.

RECYCLE

ALL BILLS

Levy Year : 2006

Code	Beginning Balance	Levy Added	Payments	Discounts	Releases & Refunds	Db/Cr & Write-Off	ACCOUNTS RECEIVABLE	COLL PCT	Interest Paid	Total Deposits
GAR	0.00	0.00	0.00	0.00	0.00	0.00	0.00	0.00%	0.00	0.00
M01	0.00	0.00	0.00	0.00	0.00	0.00	0.00	0.00%	0.00	0.00
S01	0.00	0.00	0.00	0.00	0.00	0.00	0.00	0.00%	0.00	0.00
	0.00	0.00	0.00	0.00	0.00	0.00	0.00	0.00%	0.00	0.00

Levy year : 2005

M01	0.00	0.00	0.00	0.00	0.00	0.00	0.00	0.00%	0.00	0.00
	0.00	0.00	0.00	0.00	0.00	0.00	0.00	0.00%	0.00	0.00

Levy year : 2004

M01	0.00	0.00	0.00	0.00	0.00	0.00	0.00	0.00%	0.00	0.00
	0.00	0.00	0.00	0.00	0.00	0.00	0.00	0.00%	0.00	0.00

Levy year : 2003

M01	0.00	0.00	0.00	0.00	0.00	0.00	0.00	0.00%	0.00	0.00
	0.00	0.00	0.00	0.00	0.00	0.00	0.00	0.00%	0.00	0.00

Levy year : 2002

M01	0.00	0.00	0.00	0.00	0.00	0.00	0.00	0.00%	0.00	0.00
	0.00	0.00	0.00	0.00	0.00	0.00	0.00	0.00%	0.00	0.00

Levy year : 2001

M01	0.00	0.00	0.00	0.00	0.00	0.00	0.00	0.00%	0.00	0.00
	0.00	0.00	0.00	0.00	0.00	0.00	0.00	0.00%	0.00	0.00

Levy year : 2000

M01	0.00	0.00	0.00	0.00	0.00	0.00	0.00	0.00%	0.00	0.00
	0.00	0.00	0.00	0.00	0.00	0.00	0.00	0.00%	0.00	0.00

PRINTED IN U.S.A.

RECYCLABLE

Run Date : 07/02/2020

For 07/01/2019 - 06/30/2020

ALL BILLS

Levy Year : 2000

Code	Beginning Balance	Levy Added	Payments	Discounts	Releases & Refunds	Db/Cr % Write-Off	ACCOUNTS RECEIVABLE	COLL PCT	Interest Paid	Total Deposits
Grand Totals	2509018.72	38690223.29	-38905074.26	0.00	58999.21	-31053.46	2322113.50	94.36%	-300450.80	-39205525.06

PRINTED IN U.S.A.

RECYCLABLE