

2020 Tax Collector's Settlement Report

- Tax Settlement for Jackson County
 - Charges & Credits of \$36,333,207.32
 - \$440,289.57 is uncollected
 - Tax Collection Rate of 98.78%

- Delinquent Tax Settlement for Jackson County
 - Charges & Credits of \$2,196,004.21
 - \$1,085,000.28 is uncollected

- Solid Waste Tax Settlement
 - Charges & Credits of \$2,029,458.01
 - \$70,776.13 is uncollected

- Delinquent Solid Waste Tax Settlement
 - Charges & Credits of \$203,750.80
 - \$98,112.82 is uncollected

- Delinquent Motor Vehicle Tax Settlement
 - Charges & Credits of \$54,731.90
 - \$34,580.55 is uncollected

JACKSON COUNTY

2020 TAX SETTLEMENT
2020 DELINQUENT TAX SETTLEMENT

2020 SOLID WASTE FEE SETTLEMENT
2020 SOLID WASTE DELINQUENT TAX SETTLEMENT

2020 DELINQUENT MOTOR VEHICLE TAX SETTLEMENT

2020 RENTAL MOTOR VEHICLE TAX SETTLEMENT

CASHIERS, DILLSBORO, FOREST HILLS, HIGHLANDS, SYLVA, WEBSTER

2020 CASHIERS FIRE DISTRICT TAX SETTLEMENT
2020 CASHIERS FIRE DISTRICT DELINQUENT TAX SETTLEMENT

2020 DILLSBORO TAX SETTLEMENT
2020 DILLSBORO DELINQUENT TAX SETTLEMENT
2020 DILLSBORO FIRE TAX SETTLEMENT
2020 DILLSBORO DELINQUENT FIRE TAX SETTLEMENT

2020 FOREST HILLS TAX SETTLEMENT
2020 FOREST HILLS DELINQUENT TAX SETTLEMENT

2020 HIGHLANDS FIRE DISTRICT TAX SETTLEMENT
2020 HIGHLANDS FIRE DISTRICT DELINQUENT TAX SETTLEMENT
2020 HIGHLANDS TAX SETTLEMENT
2020 HIGHLANDS DELINQUENT TAX SETTLEMENT


2020 SYLVA MOTOR VEHICLE DELINQUENT TAX SETTLEMENT

2020 WEBSTER TAX SETTLEMENT
2020 WEBSTER DELINQUENT TAX SETTLEMENT

ACCOUNTS RECEIVABLE SUMMARY REPORT
AS OF JUNE 30, 2021
PRINT DATE: JULY 1, 2021

SUBMITTED TO JACKSON COUNTY BOARD OF COMMISSIONERS

August 4, 2021


BRANDI HENSON
JACKSON COUNTY TAX COLLECTOR

**JACKSON COUNTY
2020 TAX SETTLEMENT**

FEBRUARY 1, 2020 THROUGH JUNE 30, 2021

CHARGES:

| | | |
|----------|----|----------------------|
| LEVY | \$ | 36,163,987.41 |
| INTEREST | | 170,397.14 |
| REFUNDS | | (1,177.23) |
| | \$ | <u>36,333,207.32</u> |

CREDITS:

| | | |
|--------------------|----|----------------------|
| DEPOSITED | \$ | 36,097,445.12 |
| RELEASES/WRITEOFFS | | 31,239.80 |
| DEBITS/CREDITS | | (78,646.89) |
| REFUNDS | | (157,120.28) |
| UNCOLLECTED | | 440,289.57 |
| | \$ | <u>36,333,207.32</u> |


BRANDI HENSON
JACKSON COUNTY TAX COLLECTOR

**JACKSON COUNTY
2020 TAX SETTLEMENT**

FEBRUARY 1, 2020 THROUGH JUNE 30, 2021

| MONTH | 2020 LEVY | ADJ. TO LEVY | COLLECTIONS | | RELEASES | WRITE-OFF | MISC DEBITS | MISC CREDITS | OVERPAYMENT REFUNDS | OVERPAY REFUND ADJ | CANCELLED REFUNDS | FOXHUNT DEBIT | REFUNDS | BALANCE |
|-----------------|----------------------|-----------------|----------------------|-------------------|------------------|-----------------|------------------|-----------------|------------------------|-----------------------|----------------------|------------------|-----------------|-------------------|
| | | | TAX | INTEREST | | | | | | | | | | |
| Feb-20 | 10,153.41 | - | 10,153.41 | 1,333.60 | - | - | - | - | - | - | - | - | - | - |
| Mar-20 | 4,992.13 | - | 4,992.13 | 618.75 | - | - | - | - | - | - | - | - | - | - |
| Apr-20 | 11,733.14 | - | 9,985.60 | 1,232.30 | - | - | - | - | - | - | - | - | - | 1,747.54 |
| May-20 | 536.09 | - | 1,165.14 | 74.63 | - | - | - | - | - | - | - | - | - | 1,118.49 |
| Jun-20 | 8,630.99 | - | 3,118.06 | 394.06 | - | - | - | - | - | - | - | - | - | 6,631.42 |
| SUBTOTAL | 36,045.76 | - | 29,414.34 | 3,653.34 | - | - | - | - | - | - | - | - | - | 6,631.42 |
| Jul-20 | 21,303.79 | - | 27,115.05 | 3,991.27 | - | - | - | - | - | - | - | - | - | 820.16 |
| Aug-20 | 35,002,959.65 | 254.44 | 7,813,303.81 | 3,242.71 | 6,913.11 | 2,653.93 | 438.73 | 184.29 | 21,495.02 | 0.93 | - | - | 254.44 | 27,202,659.35 |
| Sep-20 | 30,278.49 | - | 4,812,409.45 | 1,898.67 | 18,314.33 | - | 53,183.42 | 552.88 | 12,167.09 | - | - | 40,123.58 | - | 22,467,011.69 |
| Oct-20 | 915,202.27 | - | 2,587,551.19 | 13,503.29 | 819.02 | 12.91 | 7,200.84 | - | 10,014.71 | - | - | - | - | 20,811,046.39 |
| Nov-20 | 26,162.26 | 855.49 | 6,707,196.43 | 11,542.05 | 89.92 | - | 3,165.41 | 1,493.84 | 38,977.66 | 0.10 | - | - | 855.49 | 14,170,571.63 |
| Dec-20 | 43,947.28 | - | 7,647,817.23 | 18,017.84 | - | - | 7,445.57 | 186.87 | 37,763.10 | - | 1,270.91 | - | - | 6,611,723.48 |
| Jan-21 | 60,324.31 | 67.30 | 4,399,074.13 | 25,815.51 | - | - | 4,190.22 | - | 27,806.70 | - | - | - | 67.30 | 2,304,970.58 |
| Feb-21 | 4,050.45 | - | 807,862.73 | 22,817.83 | 2,163.87 | - | 505.59 | 34.56 | 414.82 | - | - | - | - | 1,499,880.28 |
| Mar-21 | 18,393.08 | - | 498,327.14 | 21,652.52 | 25.66 | - | 675.62 | 219.90 | 2,366.72 | - | - | - | - | 1,022,743.00 |
| Apr-21 | 5,059.81 | - | 348,766.84 | 16,524.30 | 201.28 | - | 4,514.47 | 0.64 | 1,769.20 | - | - | - | - | 685,117.72 |
| May-21 | - | - | 145,565.80 | 9,385.72 | 45.77 | - | - | - | 372.45 | - | - | - | - | 539,878.60 |
| Jun-21 | 260.26 | - | 102,643.84 | 18,352.09 | - | - | - | - | 2,794.55 | - | - | - | - | 440,289.57 |
| SUBTOTAL | 36,127,941.65 | 1,177.23 | 35,897,633.64 | 166,743.80 | 28,572.96 | 2,666.84 | 81,319.87 | 2,672.98 | 155,942.02 | 1.03 | - | - | 1,177.23 | 440,289.57 |
| TOTAL | 36,163,987.41 | 1,177.23 | 35,927,047.98 | 170,397.14 | 28,572.96 | 2,666.84 | 81,319.87 | 2,672.98 | 155,942.02 | 1.03 | 1,270.91 | 40,123.58 | 1,177.23 | 440,289.57 |

**JACKSON COUNTY
2020 DELINQUENT TAX SETTLEMENT**

JULY 1, 2020 THROUGH JUNE 30, 2021

CHARGES:

| | | |
|----------|----|--------------|
| LEVY | \$ | 1,962,221.29 |
| INTEREST | | 234,894.74 |
| REFUNDS | | (1,111.82) |
| | | <hr/> |
| | \$ | 2,196,004.21 |

CREDITS:

| | | |
|--------------------|----|--------------|
| DEPOSITED | \$ | 1,075,456.13 |
| RELEASES/WRITEOFFS | | 46,244.64 |
| DEBITS/CREDITS | | (6,965.73) |
| REFUNDS | | (3,731.11) |
| UNCOLLECTED | | 1,085,000.28 |
| | | <hr/> |
| | \$ | 2,196,004.21 |


BRANDI HENSON
JACKSON COUNTY TAX COLLECTOR

**JACKSON COUNTY
2020 DELINQUENT TAX SETTLEMENT**

JULY 1, 2020 THROUGH JUNE 30, 2021

| YEAR | BALANCE | ADDED | REFUNDS | COLLECTIONS | | RELEASES | WRITE- OFF | MISC | MISC | OVERPAYMENT | REFUNDS | BALANCE |
|--------------|---------------------|-----------------|-----------------|-------------------|-------------------|-----------------|------------------|-----------------|-----------------|-----------------|-----------------|---------------------|
| | July 1, 2020 | LEVY | ADJ-LEVY | TAX | INTEREST | | | DEBITS | CREDITS | REFUNDS | | June 30, 2021 |
| 2019 | 678,459.40 | 4,140.71 | - | 406,515.47 | 51,096.68 | 290.07 | - | 1,976.00 | 2.03 | 1,283.99 | - | 279,052.53 |
| 2018 | 342,064.74 | 1,526.27 | - | 169,055.46 | 60,148.37 | 1,526.27 | - | 1,159.38 | 405.20 | 186.87 | - | 173,950.33 |
| 2017 | 225,682.16 | - | 495.28 | 98,324.77 | 31,572.09 | 279.18 | - | 1,562.57 | 562.15 | - | 495.28 | 128,078.63 |
| 2016 | 137,199.80 | - | 536.81 | 55,164.76 | 23,522.83 | - | - | 1,654.04 | - | 189.43 | 536.81 | 83,878.51 |
| 2015 | 154,389.73 | - | - | 41,420.29 | 20,473.88 | - | - | - | - | 62.33 | - | 113,031.77 |
| 2014 | 123,896.85 | - | - | 26,830.38 | 14,830.54 | 20.42 | - | 83.92 | - | - | - | 97,129.97 |
| 2013 | 102,910.61 | - | 79.73 | 19,723.87 | 13,707.11 | - | - | 981.38 | 512.46 | - | 79.73 | 83,655.66 |
| 2012 | 85,581.17 | - | - | 11,157.06 | 8,603.59 | - | - | - | 512.46 | - | - | 73,911.65 |
| 2011 | 61,125.88 | - | - | 9,779.21 | 8,790.73 | - | - | 580.35 | 512.46 | 896.67 | - | 52,311.23 |
| 2010 | 45,243.97 | - | - | 2,194.28 | 1,783.29 | - | 44,128.70 | 1,591.47 | 512.46 | - | - | 0.00 |
| 2009 | - | - | - | 395.84 | 365.63 | - | - | 395.84 | - | - | - | - |
| TOTAL | 1,956,554.31 | 5,666.98 | 1,111.82 | 840,561.39 | 234,894.74 | 2,115.94 | 44,128.70 | 9,984.95 | 3,019.22 | 2,619.29 | 1,111.82 | 1,085,000.28 |

**JACKSON COUNTY SOLID WASTE
2020 TAX SETTLEMENT**

JULY 1, 2020 THROUGH JUNE 30, 2021

CHARGES:

| | |
|----------|------------------------|
| LEVY | \$ 2,022,137.60 |
| INTEREST | \$ 7,877.41 |
| REFUNDS | \$ (557.00) |
| | <u>\$ 2,029,458.01</u> |

CREDITS:

| | |
|----------------|------------------------|
| DEPOSITED | \$ 1,914,532.07 |
| RELEASES | \$ 45,597.52 |
| DEBITS/CREDITS | \$ (890.71) |
| REFUNDS | \$ (557.00) |
| UNCOLLECTED | \$ 70,776.13 |
| | <u>\$ 2,029,458.01</u> |



BRANDI HENSON
JACKSON COUNTY TAX COLLECTOR

**JACKSON COUNTY SOLID WASTE
2020 TAX SETTLEMENT**

APRIL 1, 2020 THROUGH JUNE 30, 2021

| MONTH | 2020 | ADJ. TO | COLLECTIONS | | RELEASES | WRITE-OFF | MISC | MISC | FOXHUNT | REFUNDS | BALANCE |
|-----------------|---------------------|---------------|---------------------|-----------------|------------------|-----------|-----------------|-----------------|-----------------|---------------|------------------|
| | LEVY | LEVY | TAX | INTEREST | | | DEBITS | CREDITS | DEBIT | | |
| Apr-20 | 420.00 | - | - | - | - | - | - | - | - | - | 420.00 |
| SUBTOTAL | 420.00 | - | - | - | - | - | - | - | - | - | 420.00 |
| Jul-20 | 840.00 | - | 840.00 | - | - | - | - | - | - | - | 420.00 |
| Aug-20 | 2,014,556.60 | - | 347,200.10 | - | 41,254.52 | - | - | - | - | - | 1,626,521.98 |
| Sep-20 | 189.00 | - | 211,956.63 | - | 168.00 | - | 6,272.92 | 6,490.00 | 5,040.00 | - | 1,414,369.27 |
| Oct-20 | 6,132.00 | - | 118,579.21 | - | 84.00 | - | 105.00 | - | - | - | 1,301,943.06 |
| Nov-20 | - | 389.00 | 501,252.30 | - | 3,780.00 | - | 357.00 | 66.24 | - | 389.00 | 797,201.52 |
| Dec-20 | - | - | 398,499.25 | - | - | - | 588.00 | 216.40 | - | - | 399,073.87 |
| Jan-21 | - | 168.00 | 167,726.52 | 882.69 | - | - | - | 10.85 | - | 168.00 | 231,336.50 |
| Feb-21 | - | - | 57,105.02 | 1,639.59 | 53.00 | - | - | - | - | - | 174,178.48 |
| Mar-21 | - | - | 36,127.37 | 1,354.32 | 84.00 | - | 84.00 | - | - | - | 138,051.11 |
| Apr-21 | - | - | 32,713.88 | 1,412.17 | 86.50 | - | 270.98 | 3.70 | - | - | 105,518.01 |
| May-21 | - | - | 10,355.99 | 527.09 | 84.06 | - | - | - | - | - | 95,077.96 |
| Jun-21 | - | - | 24,298.39 | 2,061.55 | 3.44 | - | - | - | - | - | 70,776.13 |
| SUBTOTAL | 2,021,717.60 | 557.00 | 1,906,654.66 | 7,877.41 | 45,597.52 | - | 7,677.90 | 6,787.19 | 5,040.00 | 557.00 | 70,776.13 |
| TOTAL | 2,022,137.60 | 557.00 | 1,906,654.66 | 7,877.41 | 45,597.52 | - | 7,677.90 | 6,787.19 | 5,040.00 | 557.00 | 70,776.13 |

**JACKSON COUNTY SOLID WASTE
2020 DELINQUENT TAX SETTLEMENT**


JULY 1, 2020 THROUGH JUNE 30, 2021

CHARGES:

| | | |
|----------|----|-----------------|
| LEVY | \$ | 186,088.63 |
| INTEREST | | 17,892.12 |
| REFUNDS | | <u>(229.95)</u> |
| | \$ | 203,750.80 |

CREDITS:

| | | |
|--------------------|----|------------------|
| DEPOSITED | \$ | 99,659.74 |
| RELEASES/WRITEOFFS | | 6,844.67 |
| REFUNDS | | (229.95) |
| DEBITS/CREDITS | | (636.48) |
| UNCOLLECTED | | <u>98,112.82</u> |
| | \$ | 203,750.80 |


BRANDI HENSON
JACKSON COUNTY TAX COLLECTOR

**JACKSON COUNTY SOLID WASTE
2020 DELINQUENT TAX SETTLEMENT**

JULY 1, 2020 THROUGH JUNE 30, 2021

| YEAR | BALANCE DUE | ADDED LEVY | ADJ TO LEVY | COLLECTIONS | | RELEASES | WRITE- OFF | MISC DEBITS | MISC CREDITS | REFUNDS | BALANCE |
|--------------|-------------------|---------------|----------------|------------------|------------------|---------------|-----------------|----------------|-----------------|---------------|------------------|
| | July 1, 2020 | | | TAX | INTEREST | | | | | | June 30, 2021 |
| 2019 | 72,374.71 | - | - | 42,259.71 | 4,795.67 | 252.00 | - | 104.37 | 10.87 | - | 29,956.50 |
| 2018 | 31,257.51 | 53.00 | - | 15,599.33 | 3,129.91 | 53.03 | - | 84.00 | 10.18 | - | 15,731.97 |
| 2017 | 21,103.49 | - | 110.88 | 8,895.11 | 2,448.90 | - | - | 168.00 | - | 110.88 | 12,376.38 |
| 2016 | 15,013.77 | - | 119.07 | 4,818.69 | 1,895.88 | - | - | 180.61 | - | 119.07 | 10,375.69 |
| 2015 | 11,254.93 | - | - | 3,587.11 | 1,677.81 | - | - | 19.82 | - | - | 7,687.64 |
| 2014 | 11,195.36 | - | - | 3,163.56 | 1,428.72 | 84.00 | - | 100.73 | - | - | 8,048.53 |
| 2013 | 7,325.95 | - | - | 1,837.01 | 1,221.63 | - | - | - | - | - | 5,488.94 |
| 2012 | 5,696.53 | - | - | 1,179.68 | 718.28 | - | - | - | - | - | 4,516.85 |
| 2011 | 4,273.74 | - | - | 343.42 | 491.68 | - | - | - | - | - | 3,930.32 |
| 2010 | 6,539.64 | - | - | 84.00 | 83.64 | - | 6,455.64 | - | - | - | - |
| TOTAL | 186,035.63 | 53.00 | 229.95 | 81,767.62 | 17,892.12 | 389.03 | 6,455.64 | 657.53 | 21.05 | 229.95 | 98,112.82 |

**JACKSON COUNTY MOTOR VEHICLES
2020 DELINQUENT TAX SETTLEMENT**


JULY 1, 2020 THROUGH JUNE 30, 2021

CHARGES:

| | | |
|----------|----|-----------------|
| LEVY | \$ | 49,457.69 |
| INTEREST | | <u>5,274.21</u> |
| | \$ | 54,731.90 |

CREDITS:

| | | |
|--------------------|----|------------------|
| DEPOSITED | \$ | 10,493.30 |
| RELEASES/WRITEOFFS | \$ | 9,754.92 |
| REFUNDS | \$ | (96.87) |
| UNCOLLECTED | \$ | <u>34,580.55</u> |
| | \$ | 54,731.90 |


BRANDI HENSON
JACKSON COUNTY TAX COLLECTOR

**JACKSON COUNTY MOTOR VEHICLES
2020 DELINQUENT TAX SETTLEMENT**

JULY 1, 2020 THROUGH JUNE 30, 2021

| YEAR | BALANCE DUE | ADDED LEVY | ADJ TO LEVY | COLLECTIONS | | RELEASES | WRITE- OFF | MISC. DEBIT | MISC. CREDITS | OVERPAYMENT REFUNDS | REFUNDS | BALANCE |
|--------------|------------------|---------------|----------------|-----------------|-----------------|-------------|-----------------|----------------|------------------|------------------------|----------|------------------|
| | July 1, 2020 | | | TAX | INTEREST | | | | | | | June 30, 2021 |
| 2014 | 5.70 | - | - | - | - | - | - | - | - | - | - | 5.70 |
| 2013 | 13,134.48 | - | - | 1,367.69 | 1,210.79 | 0.79 | - | - | - | 49.39 | - | 11,815.39 |
| 2012 | 14,974.35 | - | - | 1,909.33 | 1,950.88 | - | - | - | - | 47.48 | - | 13,112.50 |
| 2011 | 11,589.03 | - | - | 1,942.07 | 2,112.54 | - | - | - | - | - | - | 9,646.96 |
| 2010 | 9,754.13 | - | - | - | - | - | 9,754.13 | - | - | - | - | - |
| TOTAL | 49,457.69 | - | - | 5,219.09 | 5,274.21 | 0.79 | 9,754.13 | - | - | 96.87 | - | 34,580.55 |

**RENTAL MOTOR VEHICLES
2020 TAX SETTLEMENT**

JULY 1, 2020 THROUGH JUNE 30, 2021

JACKSON COUNTY
DEPOSITED \$ 8,094.92

SYLVA CITY
DEPOSITED \$ 4,635.51



BRANDI HENSON
JACKSON COUNTY TAX COLLECTOR

**JACKSON COUNTY RENTAL MOTOR VEHICLES
2020 TAX SETTLEMENT**

JULY 1, 2020 THROUGH JUNE 30, 2021

JACKSON COUNTY

| MONTH | AMOUNT COLLECTED |
|------------------------|---------------------|
| Jul-20 | \$ 558.26 |
| Aug-20 | \$ 741.60 |
| Sep-20 | \$ 838.60 |
| Oct-20 | \$ 773.94 |
| Nov-20 | \$ 764.00 |
| Dec-20 | \$ 699.28 |
| Jan-21 | \$ 606.68 |
| Feb-21 | \$ 544.95 |
| Mar-21 | \$ 450.13 |
| Apr-21 | \$ 697.43 |
| May-21 | \$ 646.36 |
| Jun-21 | \$ 773.69 |
| TOTAL DEPOSITED | \$ 8,094.92 |



BRANDI HENSON
JACKSON COUNTY TAX COLLECTOR

**SYLVA RENTAL MOTOR VEHICLES
2020 TAX SETTLEMENT**

JULY 1, 2020 THROUGH JUNE 30, 2021

SYLVA CITY

| MONTH | AMOUNT COLLECTED |
|------------------------|---------------------|
| Jul-20 | \$ 384.37 |
| Aug-20 | \$ 436.07 |
| Sep-20 | \$ 501.03 |
| Oct-20 | \$ 415.15 |
| Nov-20 | \$ 317.98 |
| Dec-20 | \$ 299.38 |
| Jan-21 | \$ 375.66 |
| Feb-21 | \$ 332.87 |
| Mar-21 | \$ 265.95 |
| Apr-21 | \$ 429.86 |
| May-21 | \$ 394.04 |
| Jun-21 | \$ 483.15 |
| TOTAL DEPOSITED | \$ 4,635.51 |


BRANDI HENSON
JACKSON COUNTY TAX COLLECTOR

**CASHIERS FIRE DISTRICT
2020 TAX SETTLEMENT**


MARCH 1, 2020 THROUGH JUNE 30, 2021

CHARGES:

| | |
|----------|-----------------|
| LEVY | \$ 1,229,658.14 |
| REFUNDS | 2.66 |
| INTEREST | <u>3,662.25</u> |
| | \$ 1,233,323.05 |

CREDITS:

| | |
|-------------------|-----------------|
| DEPOSITED | \$ 1,226,311.69 |
| RELEASES/WRITEOFF | 1,106.51 |
| DEBITS & CREDITS | (3,342.01) |
| REFUNDS | 2.66 |
| UNCOLLECTED | <u>9,244.20</u> |
| | \$ 1,233,323.05 |


BRANDI HENSON
JACKSON COUNTY TAX COLLECTOR

**CASHIERS FIRE DISTRICT
2020 TAX SETTLEMENT**

MARCH 1, 2020 THROUGH JUNE 30, 2021

| MONTH | 2020 | ADJ. TO | COLLECTIONS | | RELEASES | WRITE-OFF | MISC | MISC | FOXHUNT | REFUNDS | BALANCE |
|-----------------|---------------------|-------------|---------------------|-----------------|-----------------|--------------|-----------------|----------|-----------------|-------------|-----------------|
| | LEVY | LEVY | TAX | INTEREST | | | DEBITS | CREDITS | DEBIT | | |
| Mar-20 | 10.59 | - | 10.59 | 1.24 | - | - | - | - | - | - | - |
| Jun-20 | 398.91 | - | - | 4.65 | - | - | - | - | - | - | 398.91 |
| SUBTOTAL | 409.50 | - | 10.59 | 5.89 | - | - | - | - | - | - | 398.91 |
| Jul-20 | 701.82 | - | 1,061.55 | 161.50 | - | - | - | - | - | - | 39.18 |
| Aug-20 | 1,210,549.53 | - | 309,092.78 | 74.87 | 9.16 | 85.72 | - | - | - | - | 901,401.05 |
| Sep-20 | 1,510.90 | - | 191,349.09 | 65.63 | 996.22 | - | 2,615.01 | - | 2,460.13 | - | 713,181.65 |
| Oct-20 | 10,403.28 | - | 93,288.00 | 191.17 | - | 6.07 | - | - | - | - | 630,290.86 |
| Nov-20 | - | 2.66 | 205,770.72 | - | - | - | - | - | - | 2.66 | 424,520.14 |
| Dec-20 | 2,615.60 | - | 233,288.37 | 377.63 | - | - | 289.12 | - | - | - | 194,136.49 |
| Jan-21 | 2,111.40 | - | 134,725.01 | 801.12 | - | - | 256.93 | - | - | - | 61,779.81 |
| Feb-21 | 55.12 | - | 29,529.00 | 791.54 | - | - | - | - | - | - | 32,305.93 |
| Mar-21 | 994.28 | - | 12,159.89 | 560.18 | 1.64 | - | - | - | - | - | 21,138.68 |
| Apr-21 | 306.71 | - | 8,290.79 | 410.70 | 7.04 | - | 180.95 | - | - | - | 13,328.51 |
| May-21 | - | - | 3,097.15 | 160.63 | 0.66 | - | - | - | - | - | 10,230.70 |
| Jun-21 | - | - | 986.50 | 61.39 | - | - | - | - | - | - | 9,244.20 |
| SUBTOTAL | 1,229,248.64 | 2.66 | 1,222,638.85 | 3,656.36 | 1,014.72 | 91.79 | 3,342.01 | - | 2,460.13 | 2.66 | 9,244.20 |
| TOTAL | 1,229,658.14 | 2.66 | 1,222,649.44 | 3,662.25 | 1,014.72 | 91.79 | 3,342.01 | - | 2,460.13 | 2.66 | 9,244.20 |

Cashiers Fire District - 2020 Billed
Real & Personal \$ 1,229,658.14
\$ 1,229,658.14

Cashiers Fire District - 2020 Balance 06/30/21
Real & Personal \$ 9,244.20
\$ 9,244.20

**CASHIERS FIRE DISTRICT
2020 DELINQUENT TAX SETTLEMENT**

JULY 1, 2020 THROUGH JUNE 30, 2021

| YEAR | BALANCE DUE | ADJ TO | COLLECTIONS | | RELEASES | WRITE-OFF | MISC | MISC | REFUNDS | BALANCE |
|--------------|------------------|----------|------------------|-----------------|-------------|-----------|--------------|----------|----------|------------------|
| | July 1, 2020 | LEVY | TAX | INTEREST | | | DEBIT | CREDITS | | June 30, 2021 |
| 2019 | 12,856.56 | - | 8,100.81 | 775.42 | 2.15 | - | 10.33 | - | - | 4,763.93 |
| 2018 | 5,272.50 | - | 2,828.90 | 535.60 | - | - | - | - | - | 2,443.60 |
| 2017 | 3,357.73 | - | 1,630.77 | 440.08 | - | - | - | - | - | 1,726.96 |
| 2016 | 2,546.89 | - | 1,128.09 | 404.82 | - | - | 9.04 | - | - | 1,427.84 |
| 2015 | 5,278.73 | - | 1,121.43 | 537.76 | - | - | - | - | - | 4,157.30 |
| TOTAL | 29,312.41 | - | 14,810.00 | 2,693.68 | 2.15 | - | 19.37 | - | - | 14,519.63 |

CHARGES:

| | |
|----------|---------------------|
| LEVY | \$ 29,312.41 |
| INTEREST | 2,693.68 |
| | <u>\$ 32,006.09</u> |

CREDITS:

| | |
|----------------|---------------------|
| DEPOSITED | \$ 17,503.68 |
| RELEASES | 2.15 |
| DEBITS/CREDITS | (19.37) |
| UNCOLLECTED | 14,519.63 |
| | <u>\$ 32,006.09</u> |


 BRANDI HENSON
 JACKSON COUNTY TAX COLLECTOR

**TOWN OF DILLSBORO
2020 TAX SETTLEMENT**


JULY 1, 2020 THROUGH JUNE 30, 2021

CHARGES:

| | |
|----------|---------------|
| LEVY | \$ 101,095.47 |
| INTEREST | <u>419.10</u> |
| | \$ 101,514.57 |

CREDITS:

| | |
|--------------------|-----------------|
| DEPOSITED | \$ 100,295.03 |
| RELEASES/WRITEOFFS | 6.63 |
| UNCOLLECTED | <u>1,212.91</u> |
| | \$ 101,514.57 |


BRANDI HENSON
JACKSON COUNTY TAX COLLECTOR

**TOWN OF DILLSBORO
2020 TAX SETTLEMENT**

JULY 1, 2020 THROUGH JUNE 30, 2021

| MONTH | 2020 LEVY | ADJ. TO LEVY | COLLECTIONS | | RELEASES | WRITE-OFF | MISC DEBITS | MISC CREDITS | OVERPAY REFUNDS | REFUNDS | BALANCE |
|--------------|-------------------|-----------------|------------------|---------------|----------|-------------|----------------|-----------------|--------------------|----------|-----------------|
| | | | TAX | INTEREST | | | | | | | |
| Jul-20 | - | - | - | - | - | - | - | - | - | - | - |
| Aug-20 | 94,647.29 | - | 2,762.10 | - | - | 6.63 | - | - | - | - | 91,878.56 |
| Sep-20 | - | - | 5,371.60 | - | - | - | - | - | - | - | 86,506.96 |
| Oct-20 | 6,448.18 | - | 4,953.40 | - | - | - | - | - | - | - | 88,001.74 |
| Nov-20 | - | - | 15,625.97 | - | - | - | - | - | - | - | 72,375.77 |
| Dec-20 | - | - | 47,594.09 | - | - | - | - | - | - | - | 24,781.68 |
| Jan-21 | - | - | 14,934.34 | 117.84 | - | - | - | - | - | - | 9,847.34 |
| Feb-21 | - | - | 5,357.48 | 147.26 | - | - | - | - | - | - | 4,489.86 |
| Mar-21 | - | - | 1,532.13 | 63.78 | - | - | - | - | - | - | 2,957.73 |
| Apr-21 | - | - | 1,340.05 | 56.94 | - | - | - | - | - | - | 1,617.68 |
| May-21 | - | - | 404.77 | 20.20 | - | - | - | - | - | - | 1,212.91 |
| Jun-21 | - | - | - | 13.08 | - | - | - | - | - | - | 1,212.91 |
| TOTAL | 101,095.47 | - | 99,875.93 | 419.10 | - | 6.63 | - | - | - | - | 1,212.91 |

Town of Dillsboro - 2020 Billed

Real & Personal \$ 101,095.47
\$ 101,095.47

Town of Dillsboro - 2020 Balance 06/30/21

Real & Personal \$ 1,212.91
\$ 1,212.91

**TOWN OF DILLSBORO
2020 DELINQUENT TAX SETTLEMENT**

JULY 1, 2020 THROUGH JUNE 30, 2021


| YEAR | BALANCE DUE | ADJ TO | COLLECTIONS | | RELEASES | WRITE-OFF | MISC. | MISC. | REFUNDS | BALANCE |
|--------------|------------------|----------|------------------|-----------------|-------------|--------------|----------|----------|----------|-----------------|
| | July 1, 2020 | LEVY | TAX | INTEREST | | | DEBIT | CREDITS | | June 30, 2021 |
| 2019 | 6,902.65 | - | 5,262.54 | 554.00 | 7.64 | - | - | - | - | 1,632.47 |
| 2018 | 4,572.59 | - | 3,776.84 | 770.96 | - | - | - | - | - | 795.75 |
| 2017 | 4,092.58 | - | 3,759.59 | 1,105.50 | - | - | - | - | - | 332.99 |
| 2016 | 3,953.46 | - | 3,953.46 | 1,520.68 | - | - | - | - | - | - |
| 2015 | 3,321.23 | - | 3,222.46 | 1,522.18 | - | - | - | - | - | 98.77 |
| 2014 | 172.77 | - | 172.77 | 99.34 | - | - | - | - | - | - |
| 2013 | 58.28 | - | - | - | - | - | - | - | - | 58.28 |
| 2012 | 9.28 | - | 2.60 | 2.06 | - | - | - | - | - | 6.68 |
| 2011 | 41.82 | - | 12.71 | 10.74 | - | - | - | - | - | 29.11 |
| 2010 | 10.08 | - | - | - | - | 10.08 | - | - | - | - |
| TOTAL | 23,134.74 | - | 20,162.97 | 5,585.46 | 7.64 | 10.08 | - | - | - | 2,954.05 |

CHARGES: LEVY \$ 23,134.74
INTEREST 5,585.46

\$ 28,720.20

CREDITS: DEPOSITED \$ 25,748.43
RELEASES/WRITE-OFFS 17.72
UNCOLLECTED 2,954.05

\$ 28,720.20



BRANDI HENSON
JACKSON COUNTY TAX COLLECTOR

**TOWN OF DILLSBORO FIRE
2020 TAX SETTLEMENT**

JULY 1, 2020 THROUGH JUNE 30, 2021

CHARGES:

| | |
|----------|--------------|
| LEVY | \$ 19,258.47 |
| INTEREST | <u>79.82</u> |
| | \$ 19,338.29 |

CREDITS:

| | |
|--------------------|---------------|
| DEPOSITED | \$ 19,059.96 |
| RELEASES/WRITEOFFS | 1.27 |
| UNCOLLECTED | <u>277.06</u> |
| | \$ 19,338.29 |



BRANDI HENSON
JACKSON COUNTY TAX COLLECTOR

**TOWN OF DILLSBORO FIRE
2020 TAX SETTLEMENT**

JULY 1, 2020 THROUGH JUNE 30, 2021

| MONTH | 2020 LEVY | ADJ. TO LEVY | COLLECTIONS | | RELEASES | WRITE-OFF | MISC DEBITS | MISC CREDITS | OVERPAY REFUNDS | REFUNDS | BALANCE |
|--------------|------------------|-----------------|------------------|--------------|----------|-------------|----------------|-----------------|--------------------|----------|---------------|
| | | | TAX | INTEREST | | | | | | | |
| Jul-20 | - | - | - | - | - | - | - | - | - | - | - |
| Aug-20 | 18,030.25 | - | 528.35 | - | - | 1.27 | - | - | - | - | 17,500.63 |
| Sep-20 | - | - | 989.52 | - | - | - | - | - | - | - | 16,511.11 |
| Oct-20 | 1,228.22 | - | 977.17 | - | - | - | - | - | - | - | 16,762.16 |
| Nov-20 | - | - | 2,830.31 | - | - | - | - | - | - | - | 13,931.85 |
| Dec-20 | - | - | 9,211.55 | - | - | - | - | - | - | - | 4,720.30 |
| Jan-21 | - | - | 2,796.30 | 22.44 | - | - | - | - | - | - | 1,924.00 |
| Feb-21 | - | - | 1,008.89 | 28.04 | - | - | - | - | - | - | 915.11 |
| Mar-21 | - | - | 307.20 | 12.15 | - | - | - | - | - | - | 607.91 |
| Apr-21 | - | - | 255.25 | 10.85 | - | - | - | - | - | - | 352.66 |
| May-21 | - | - | 75.60 | 3.85 | - | - | - | - | - | - | 277.06 |
| Jun-21 | - | - | - | 2.49 | - | - | - | - | - | - | 277.06 |
| TOTAL | 19,258.47 | - | 18,980.14 | 79.82 | - | 1.27 | - | - | - | - | 277.06 |

Town of Dillsboro Fire Tax - 2020 Billed
 Real & Personal \$ 19,258.47
 \$ 19,258.47

Town of Dillsboro Fire Tax - 2020 Balance 06/30/21
 Real & Personal \$ 277.06
 \$ 277.06

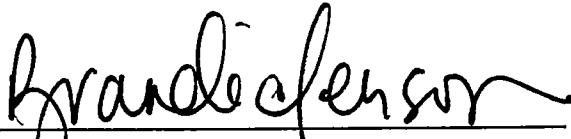
**TOWN OF DILLSBORO FIRE
2020 DELINQUENT TAX SETTLEMENT**

JULY 1, 2020 THROUGH JUNE 30, 2021

| | BALANCE DUE | ADJ TO | COLLECTIONS | | | | MISC. | MISC. | | |
|--------------|-----------------|----------|-----------------|---------------|-------------|-------------|----------|----------|----------|---------------|
| YEAR | July 1, 2020 | LEVY | TAX | INTEREST | RELEASES | WRITE-OFF | DEBIT | CREDITS | REFUNDS | BALANCE |
| 2019 | 1,316.24 | - | 966.02 | 105.69 | 1.45 | - | - | - | - | 348.77 |
| 2018 | 870.96 | - | 719.39 | 146.85 | - | - | - | - | - | 151.57 |
| 2017 | 809.37 | - | 716.11 | 210.58 | - | - | - | - | - | 93.26 |
| 2016 | 564.78 | - | 564.78 | 217.24 | - | - | - | - | - | - |
| 2015 | 449.69 | - | 435.57 | 206.55 | - | - | - | - | - | 14.12 |
| 2014 | 24.68 | - | 24.68 | 14.19 | - | - | - | - | - | - |
| 2013 | 8.33 | - | - | - | - | - | - | - | - | 8.33 |
| 2012 | 1.33 | - | 0.37 | 0.29 | - | - | - | - | - | 0.96 |
| 2011 | 2.17 | - | 1.82 | 1.54 | - | - | - | - | - | 0.35 |
| 2010 | 1.44 | - | - | - | - | 1.44 | - | - | - | - |
| TOTAL | 4,048.99 | - | 3,428.74 | 902.93 | 1.45 | 1.44 | - | - | - | 617.36 |

| | | |
|-----------------|----------|--------------------|
| CHARGES: | LEVY | \$ 4,048.99 |
| | INTEREST | 902.93 |
| | | <u>\$ 4,951.92</u> |

| | | |
|-----------------|---------------------|--------------------|
| CREDITS: | DEPOSITED | \$ 4,331.67 |
| | RELEASES/WRITE-OFFS | 2.89 |
| | UNCOLLECTED | 617.36 |
| | | <u>\$ 4,951.92</u> |


 BRANDI HENSON
 JACKSON COUNTY TAX COLLECTOR

**VILLAGE OF FOREST HILLS
2020 TAX SETTLEMENT**

JULY 1, 2020 THROUGH JUNE 30, 2021

CHARGES:

| | |
|----------|--------------|
| LEVY | \$ 39,623.38 |
| INTEREST | 180.16 |
| | <hr/> |
| | \$ 39,803.54 |

CREDITS:

| | |
|--------------------|--------------|
| DEPOSITED | \$ 39,938.40 |
| RELEASES/WRITEOFFS | 12.80 |
| DEBITS/CREDITS | (269.36) |
| UNCOLLECTED | 121.70 |
| | <hr/> |
| | \$ 39,803.54 |



BRANDI HENSON
JACKSON COUNTY TAX COLLECTOR

**VILLAGE OF FOREST HILLS
2020 TAX SETTLEMENT**

JULY 1, 2020 THROUGH JUNE 30, 2021

| MONTH | 2020 | ADJ. TO | COLLECTIONS | | RELEASES | WRITE-OFF | MISC | | OVERPAY | | BALANCE |
|--------------|------------------|----------|------------------|---------------|-------------|-------------|---------------|----------|----------|----------|---------------|
| | LEVY | LEVY | TAX | INTEREST | | | DEBITS | CREDITS | REFUNDS | REFUNDS | |
| Jul-20 | - | - | - | - | - | - | - | - | - | - | - |
| Aug-20 | 39,585.35 | - | 4,681.54 | - | - | 6.29 | - | - | - | - | 34,897.52 |
| Sep-20 | - | - | 2,136.96 | - | - | - | 269.36 | - | - | - | 33,029.92 |
| Oct-20 | 38.03 | - | 1,375.33 | - | 5.79 | - | - | - | - | - | 31,686.83 |
| Nov-20 | - | - | 14,162.11 | - | - | - | - | - | - | - | 17,524.72 |
| Dec-20 | - | - | 8,955.34 | - | - | - | - | - | - | - | 8,569.38 |
| Jan-21 | - | - | 3,405.91 | 14.08 | - | - | - | - | - | - | 5,163.47 |
| Feb-21 | - | - | 1,446.06 | 53.94 | - | - | - | - | - | - | 3,717.41 |
| Mar-21 | - | - | 3,531.23 | 109.43 | 0.72 | - | - | - | - | - | 185.46 |
| Apr-21 | - | - | 63.76 | 2.71 | - | - | - | - | - | - | 121.70 |
| May-21 | - | - | - | - | - | - | - | - | - | - | 121.70 |
| Jun-21 | - | - | - | - | - | - | - | - | - | - | 121.70 |
| TOTAL | 39,623.38 | - | 39,758.24 | 180.16 | 6.51 | 6.29 | 269.36 | - | - | - | 121.70 |

Village of Forest Hills - 2020 Billed
Real & Personal \$ 39,623.38
\$ 39,623.38

Village of Forest Hills - 2020 Balance 06/30/21
Real & Personal \$ 121.70
\$ 121.70

**VILLAGE OF FOREST HILLS
2020 DELINQUENT TAX SETTLEMENT**

JULY 1, 2020 THROUGH JUNE 30, 2021


| | BALANCE DUE | ADJ TO | COLLECTIONS | | | | MISC. | MISC. | | BALANCE |
|--------------|---------------|----------|---------------|--------------|----------|--------------|----------|----------|----------|---------------|
| YEAR | July 1, 2020 | LEVY | TAX | INTEREST | RELEASES | WRITE-OFF | DEBIT | CREDITS | REFUNDS | June 30, 2021 |
| 2019 | 271.79 | - | 150.09 | 15.19 | - | - | - | - | - | 121.70 |
| 2018 | 96.95 | - | 63.80 | 11.80 | - | - | - | - | - | 33.15 |
| 2017 | 17.01 | - | - | - | - | - | - | - | - | 17.01 |
| 2016 | 17.01 | - | - | - | - | - | - | - | - | 17.01 |
| 2015 | 101.98 | - | - | - | - | - | - | - | - | 101.98 |
| 2014 | 101.98 | - | - | - | - | - | - | - | - | 101.98 |
| 2013 | 106.03 | - | - | - | - | - | - | - | - | 106.03 |
| 2012 | 101.98 | - | - | - | - | - | - | - | - | 101.98 |
| 2011 | 67.98 | - | - | - | - | - | - | - | - | 67.98 |
| 2010 | 67.98 | - | - | - | - | 67.98 | - | - | - | - |
| TOTAL | 950.69 | - | 213.89 | 26.99 | - | 67.98 | - | - | - | 668.82 |

CHARGES: LEVY \$ 950.69
INTEREST 26.99

\$ 977.68

CREDITS: DEPOSITED \$ 240.88
WRITE-OFFS 67.98
UNCOLLECTED 668.82

\$ 977.68



BRANDI HENSON
JACKSON COUNTY TAX COLLECTOR

**TOWN OF HIGHLANDS
2020 TAX SETTLEMENT**

JULY 1, 2020 THROUGH JUNE 30, 2021

CHARGES:

| | |
|----------|---------------|
| LEVY | \$ 127,761.99 |
| INTEREST | <u>346.21</u> |
| | \$ 128,108.20 |

CREDITS:

| | |
|-------------|---------------|
| DEPOSITED | \$ 128,098.16 |
| UNCOLLECTED | <u>10.04</u> |
| | \$ 128,108.20 |



BRANDI HENSON
JACKSON COUNTY TAX COLLECTOR

**TOWN OF HIGHLANDS
2020 TAX SETTLEMENT**

JULY 1, 2020 THROUGH JUNE 30, 2021

| MONTH | 2020 | ADJ. TO | COLLECTIONS | | RELEASES | WRITE-OFF | MISC | MISC | OVERPAY | REFUNDS | BALANCE |
|--------------|-------------------|----------|-------------------|---------------|----------|-----------|----------|----------|----------|----------|--------------|
| | LEVY | LEVY | TAX | INTEREST | | | DEBITS | CREDITS | REFUNDS | | |
| Jul-20 | - | - | - | - | - | - | - | - | - | - | - |
| Aug-20 | 125,909.21 | - | 40,680.08 | - | - | - | - | - | - | - | 85,229.13 |
| Sep-20 | - | - | 13,724.65 | - | - | - | - | - | - | - | 71,504.48 |
| Oct-20 | 1,852.78 | - | 11,123.83 | - | - | - | - | - | - | - | 62,233.43 |
| Nov-20 | - | - | 22,185.60 | - | - | - | - | - | - | - | 40,047.83 |
| Dec-20 | - | - | 22,982.12 | - | - | - | - | - | - | - | 17,065.71 |
| Jan-21 | - | - | 7,304.46 | 28.44 | - | - | - | - | - | - | 9,761.25 |
| Feb-21 | - | - | 5,546.18 | 195.45 | - | - | - | - | - | - | 4,215.07 |
| Mar-21 | - | - | 2,468.65 | 98.12 | - | - | - | - | - | - | 1,746.42 |
| Apr-21 | - | - | 1,118.48 | 19.56 | - | - | - | - | - | - | 627.94 |
| May-21 | - | - | 617.90 | 4.64 | - | - | - | - | - | - | 10.04 |
| Jun-21 | - | - | - | - | - | - | - | - | - | - | 10.04 |
| TOTAL | 127,761.99 | - | 127,751.95 | 346.21 | - | - | - | - | - | - | 10.04 |

Town of Highlands - 2020 Billed

Real & Personal \$ 127,761.99

 \$ 127,761.99

Town of Highlands - 2020 Balance 06/30/21

Real & Personal \$ 10.04

 \$ 10.04


**TOWN OF HIGHLANDS
2020 DELINQUENT TAX SETTLEMENT**

JULY 1, 2020 THROUGH JUNE 30, 2021

| | BALANCE DUE | ADJ TO | COLLECTIONS | | | | MISC | MISC | | BALANCE |
|--------------|-----------------|----------|-----------------|---------------|----------|-----------|----------|----------|----------|---------------|
| YEAR | July 1, 2020 | LEVY | TAX | INTEREST | RELEASES | WRITE-OFF | DEBIT | CREDITS | REFUNDS | June 30, 2021 |
| 2019 | 618.21 | - | 618.21 | 23.18 | - | - | - | - | - | - |
| 2018 | 1,636.44 | - | 1,636.44 | 91.53 | - | - | - | - | - | - |
| TOTAL | 2,254.65 | - | 2,254.65 | 114.71 | - | - | - | - | - | - |

| | | |
|-----------------|----------|--------------------|
| CHARGES: | LEVY | \$ 2,254.65 |
| | INTEREST | 114.71 |
| | | <u>\$ 2,369.36</u> |

| | | |
|-----------------|-------------|--------------------|
| CREDITS: | DEPOSITED | \$ 2,369.36 |
| | UNCOLLECTED | - |
| | | <u>\$ 2,369.36</u> |


 BRANDI HENSON
 JACKSON COUNTY TAX COLLECTOR

**HIGHLANDS FIRE DISTRICT
2020 TAX SETTLEMENT**


JULY 1, 2020 THROUGH JUNE 30, 2021

CHARGES:

| | | |
|----------|----|------------------|
| LEVY | \$ | 89,612.00 |
| INTEREST | | 136.46 |
| | \$ | <u>89,748.46</u> |

CREDITS:

| | | |
|-------------------|----|------------------|
| DEPOSITED | \$ | 89,950.64 |
| RELEASES/WRITEOFF | | 139.09 |
| DEBITS & CREDITS | | (548.96) |
| UNCOLLECTED | | 207.69 |
| | \$ | <u>89,748.46</u> |


BRANDI HENSON
JACKSON COUNTY TAX COLLECTOR

HIGHLANDS FIRE DISTRICT 2020 TAX SETTLEMENT

JULY 1, 2020 THROUGH JUNE 30, 2021

| MONTH | 2020 | ADJ. TO | COLLECTIONS | | RELEASES | WRITE-OFF | MISC | MISC | OVERPAY | REFUNDS | BALANCE |
|--------------|------------------|---------|------------------|---------------|---------------|-------------|---------------|---------|---------|---------|---------------|
| | LEVY | LEVY | TAX | INTEREST | | | DEBITS | CREDITS | REFUNDS | | |
| Jul-20 | - | - | - | - | - | - | - | - | - | - | - |
| Aug-20 | 89,044.40 | - | 29,101.69 | - | - | 0.90 | - | - | - | - | 59,941.81 |
| Sep-20 | - | - | 13,833.95 | - | - | - | - | - | - | - | 46,107.86 |
| Oct-20 | 567.60 | - | 5,714.54 | - | - | - | 548.96 | - | - | - | 41,509.88 |
| Nov-20 | - | - | 12,277.37 | - | - | - | - | - | - | - | 29,232.51 |
| Dec-20 | - | - | 18,976.21 | - | - | - | - | - | - | - | 10,256.30 |
| Jan-21 | - | - | 6,179.54 | 13.36 | 15.75 | - | - | - | - | - | 4,061.01 |
| Feb-21 | - | - | 2,426.39 | 82.68 | 115.17 | - | - | - | - | - | 1,519.45 |
| Mar-21 | - | - | 578.18 | 21.79 | - | - | - | - | - | - | 941.27 |
| Apr-21 | - | - | 68.90 | 4.45 | 7.27 | - | - | - | - | - | 865.10 |
| May-21 | - | - | 390.24 | 5.25 | - | - | - | - | - | - | 474.86 |
| Jun-21 | - | - | 267.17 | 8.93 | - | - | - | - | - | - | 207.69 |
| TOTAL | 89,612.00 | - | 89,814.18 | 136.46 | 138.19 | 0.90 | 548.96 | - | - | - | 207.69 |

Highlands Fire District - 2020 Billed
Real & Personal \$ 89,612.00
\$ 89,612.00

Highlands Fire District - 2020 Balance 06/30/21
Real & Personal \$ 207.69
\$ 207.69


**HIGHLANDS FIRE DISTRICT
2020 DELINQUENT TAX SETTLEMENT**

JULY 1, 2020 THROUGH JUNE 30, 2021

| | BALANCE DUE | ADJ TO | COLLECTIONS | | | | MISC | MISC | | BALANCE |
|--------------|---------------|----------|---------------|--------------|----------|-----------|----------|----------|----------|---------------|
| YEAR | July 1, 2020 | LEVY | TAX | INTEREST | RELEASES | WRITE-OFF | DEBIT | CREDITS | REFUNDS | June 30, 2021 |
| 2019 | 459.32 | - | 433.92 | 33.66 | - | - | - | - | - | 25.40 |
| 2018 | 278.85 | - | 253.45 | 15.28 | - | - | - | - | - | 25.40 |
| 2017 | 25.40 | - | - | - | - | - | - | - | - | 25.40 |
| 2016 | 25.40 | - | - | - | - | - | - | - | - | 25.40 |
| 2015 | 11.84 | - | - | - | - | - | - | - | - | 11.84 |
| TOTAL | 800.81 | - | 687.37 | 48.94 | - | - | - | - | - | 113.44 |

| | | |
|-----------------|----------|--------------|
| CHARGES: | LEVY | \$ 800.81 |
| | INTEREST | <u>48.94</u> |
| | | \$ 849.75 |

| | | |
|-----------------|-------------|---------------|
| CREDITS: | DEPOSITED | \$ 736.31 |
| | UNCOLLECTED | <u>113.44</u> |
| | | \$ 849.75 |


 BRANDI HENSON
 JACKSON COUNTY TAX COLLECTOR


**TOWN OF SYLVA
2020 DELINQUENT TAX SETTLEMENT**

JULY 1, 2020 THROUGH JUNE 30, 2021

| YEAR | BALANCE DUE | ADDED | ADJ TO | COLLECTIONS | | RELEASES | WRITE-OFF | MISC. | MISC. | REFUNDS | BALANCE |
|--------------|-----------------|----------|----------|---------------|---------------|----------|---------------|----------|----------|----------|-----------------|
| | July 1, 2020 | LEVY | LEVY | TAX | INTEREST | | | DEBIT | CREDITS | | JUNE 30, 2021 |
| 2013 | 1,292.06 | - | - | 91.62 | 103.97 | - | - | - | - | - | 1,200.44 |
| 2012 | 1,128.65 | - | - | 113.13 | 185.61 | - | - | - | - | - | 1,015.52 |
| 2011 | 920.93 | - | - | 163.88 | 212.65 | - | - | - | - | - | 757.05 |
| 2010 | 779.11 | - | - | - | - | - | 779.11 | - | - | - | - |
| TOTAL | 4,120.75 | - | - | 368.63 | 502.23 | - | 779.11 | - | - | - | 2,973.01 |

CHARGES: LEVY \$ 4,120.75
INTEREST 502.23
\$ 4,622.98

CREDITS: DEPOSITED \$ 870.86
WRITE-OFFS 779.11
UNCOLLECTED 2,973.01
\$ 4,622.98


BRANDI HENSON
JACKSON COUNTY TAX COLLECTOR

**TOWN OF WEBSTER
2020 TAX SETTLEMENT**


JULY 1, 2020 THROUGH JUNE 30, 2021

CHARGES:

| | |
|----------|---------------------|
| LEVY | \$ 79,841.54 |
| INTEREST | 197.75 |
| | <u>\$ 80,039.29</u> |

CREDITS:

| | |
|--------------------|---------------------|
| DEPOSITED | \$ 79,103.26 |
| RELEASES/WRITEOFFS | 0.10 |
| DEBITS/CREDITS | (147.00) |
| UNCOLLECTED | 1,082.93 |
| | <u>\$ 80,039.29</u> |


BRANDI HENSON
JACKSON COUNTY TAX COLLECTOR

**TOWN OF WEBSTER
2020 TAX SETTLEMENT**

JULY 1, 2020 THROUGH JUNE 30, 2021

| MONTH | 2020 LEVY | ADJ TO LEVY | COLLECTIONS | | RELEASES | WRITE-OFF | MISC DEBITS | MISC CREDITS | OVERPAY REFUNDS | REFUNDS | BALANCE |
|--------------|------------------|----------------|------------------|---------------|----------|-------------|----------------|-----------------|--------------------|----------|-----------------|
| | | | TAX | INTEREST | | | | | | | |
| Jul-20 | - | - | - | - | - | - | - | - | - | - | - |
| Aug-20 | 77,557.38 | - | 7,208.81 | - | - | 0.10 | - | - | - | - | 70,348.47 |
| Sep-20 | - | - | 2,278.58 | - | - | - | - | - | - | - | 68,069.89 |
| Oct-20 | 2,284.16 | - | 4,238.73 | - | - | - | - | - | - | - | 66,115.32 |
| Nov-20 | - | - | 21,875.12 | - | - | - | - | - | - | - | 44,240.20 |
| Dec-20 | - | - | 33,016.76 | - | - | - | 147.00 | - | - | - | 11,370.44 |
| Jan-21 | - | - | 6,462.80 | 27.60 | - | - | - | - | - | - | 4,907.64 |
| Feb-21 | - | - | 912.38 | 39.58 | - | - | - | - | - | - | 3,995.26 |
| Mar-21 | - | - | 704.68 | 22.20 | - | - | - | - | - | - | 3,290.58 |
| Apr-21 | - | - | 1,912.53 | 78.01 | - | - | - | - | - | - | 1,378.05 |
| May-21 | - | - | 244.40 | 15.18 | - | - | - | - | - | - | 1,133.65 |
| Jun-21 | - | - | 50.72 | 15.18 | - | - | - | - | - | - | 1,082.93 |
| TOTAL | 79,841.54 | - | 78,905.51 | 197.75 | - | 0.10 | 147.00 | - | - | - | 1,082.93 |

Town of Webster - 2020 Billed

Real & Personal \$ 79,841.54
\$ 79,841.54

Town of Webster - 2020 Balance 06/30/21

Real & Personal \$ 1,082.93
\$ 1,082.93

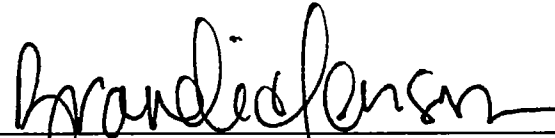
**TOWN OF WEBSTER
2020 DELINQUENT TAX SETTLEMENT**

JULY 1, 2020 THROUGH JUNE 30, 2021

| | BALANCE DUE | ADJ TO | COLLECTIONS | | | | MISC. | MISC. | | BALANCE |
|--------------|---------------|----------|---------------|--------------|----------|--------------|----------|----------|----------|---------------|
| YEAR | July 1, 2020 | LEVY | TAX | INTEREST | RELEASES | WRITE-OFF | DEBIT | CREDITS | REFUNDS | June 30, 2021 |
| 2019 | 501.23 | 0.00 | 235.89 | 48.69 | 0.00 | 0.00 | 0.00 | 0.00 | 0.00 | 265.34 |
| 2018 | 227.63 | 0.00 | 126.34 | 8.18 | 0.00 | 0.00 | 0.00 | 0.00 | 0.00 | 101.29 |
| 2017 | 76.14 | 0.00 | 0.00 | 0.00 | 0.00 | 0.00 | 0.00 | 0.00 | 0.00 | 76.14 |
| 2016 | 76.14 | 0.00 | 0.00 | 31.22 | 0.00 | 0.00 | 0.00 | 0.00 | 0.00 | 76.14 |
| 2013 | 3.17 | 0.00 | 3.17 | 2.20 | 0.00 | 0.00 | 0.00 | 0.00 | 0.00 | - |
| 2012 | 3.87 | 0.00 | 2.73 | 2.06 | 0.00 | 0.00 | 0.00 | 0.00 | 0.00 | 1.14 |
| 2011 | 6.89 | 0.00 | 0.00 | 0.00 | 0.00 | 0.00 | 0.00 | 0.00 | 0.00 | 6.89 |
| 2010 | 10.39 | 0.00 | 0.00 | 0.00 | 0.00 | 10.39 | 0.00 | 0.00 | 0.00 | - |
| TOTAL | 905.46 | - | 368.13 | 92.35 | - | 10.39 | - | - | - | 526.94 |

CHARGES: LEVY \$ 905.46
INTEREST 92.35
\$ 997.81

CREDITS: DEPOSITED \$ 460.48
WRITE-OFFS 10.39
UNCOLLECTED 526.94
\$ 997.81



BRANDI HENSON
JACKSON COUNTY TAX COLLECTOR

ALL BILLS

Levy Year : 2021

| Code | Beginning Balance | Levy Added | Payments | Discounts | Releases & Refunds | Db/Cr & Write-Off | ACCOUNTS RECEIVABLE | COLL PCT | Interest Paid | Total Deposits |
|------|-------------------|------------|-----------|-----------|--------------------|-------------------|---------------------|----------|---------------|----------------|
| FS1 | 0.00 | 615.84 | -615.84 | 0.00 | 0.00 | 0.00 | 0.00 | 100.00% | -76.47 | -692.31 |
| 001 | 0.00 | 35544.32 | -35544.32 | 0.00 | 0.00 | 0.00 | 0.00 | 100.00% | -4772.52 | -40316.84 |
| | 0.00 | 36160.16 | -36160.16 | 0.00 | 0.00 | 0.00 | 0.00 | 100.00% | -4848.99 | -41009.15 |

Levy year : 2020

| | | | | | | | | | | |
|-----|---------|-------------|--------------|------|-----------|----------|-----------|--------|------------|--------------|
| A01 | 0.00 | 7276.00 | -1913.48 | 0.00 | -26.13 | 0.00 | 5336.39 | 26.66% | -26.05 | -1939.53 |
| ATT | 0.00 | 53160.22 | -41756.45 | 0.00 | 0.00 | 3480.00 | 14883.77 | 72.00% | 0.00 | -41756.45 |
| D01 | 0.00 | 101095.47 | -99875.93 | 0.00 | 0.00 | -6.63 | 1212.91 | 98.80% | -419.10 | -100295.03 |
| D02 | 0.00 | 19258.47 | -18980.14 | 0.00 | 0.00 | -1.27 | 277.06 | 98.56% | -79.82 | -19059.96 |
| F01 | 0.00 | 39623.38 | -39758.24 | 0.00 | -6.51 | 263.07 | 121.70 | 99.69% | -180.16 | -39938.40 |
| FS1 | 398.91 | 1229248.64 | -1222638.85 | 0.00 | -1014.72 | 3250.22 | 9244.20 | 99.25% | -3656.36 | -1226295.21 |
| FS2 | 0.00 | 89612.00 | -89814.18 | 0.00 | -138.19 | 548.06 | 207.69 | 99.77% | -136.46 | -89950.64 |
| G01 | 6631.42 | 36127941.65 | -35897633.64 | 0.00 | 127369.06 | 75981.08 | 440289.57 | 98.78% | -118683.08 | -36016316.72 |
| GAR | 0.00 | 6367.60 | -3923.02 | 0.00 | -36.00 | 0.00 | 2408.58 | 62.17% | -77.09 | -4000.11 |
| H01 | 0.00 | 127761.99 | -127751.95 | 0.00 | 0.00 | 0.00 | 10.04 | 99.99% | -346.21 | -128098.16 |
| L01 | 420.00 | 2021717.60 | -1906654.66 | 0.00 | -45597.52 | 890.71 | 70776.13 | 96.50% | -7877.41 | -1914532.07 |
| RC | 0.00 | 440.00 | -363.05 | 0.00 | 0.00 | -16.95 | 60.00 | 86.36% | -1.58 | -364.63 |
| W01 | 0.00 | 79841.53 | -78905.51 | 0.00 | 0.00 | 146.90 | 1082.92 | 98.64% | -197.75 | -79103.26 |
| | 7450.33 | 39903344.55 | -39529969.10 | 0.00 | 80549.97 | 84535.19 | 545910.96 | 98.63% | -131681.07 | -39661650.17 |

Levy year : 2019

| | | | | | | | | | | |
|-----|-----------|----------|------------|------|---------|---------|-----------|---------|-----------|------------|
| A01 | 7701.76 | 0.00 | 4115.20 | 0.00 | 0.00 | 20.96 | 3607.72 | 53.16% | -278.18 | -4393.38 |
| ATT | 0.00 | 8709.11 | -3744.11 | 0.00 | 0.00 | 0.00 | 4965.00 | 42.99% | 0.00 | -3744.11 |
| D01 | 6902.65 | 0.00 | -5262.54 | 0.00 | -7.64 | 0.00 | 1632.47 | 76.35% | -554.00 | -5816.54 |
| D02 | 1316.24 | 0.00 | -966.02 | 0.00 | 1.45 | 0.00 | 348.77 | 73.50% | -105.69 | -1071.71 |
| F01 | 271.79 | 0.00 | -150.09 | 0.00 | 0.00 | 0.00 | 121.70 | 55.22% | -15.19 | -165.28 |
| FS1 | 12856.56 | 0.00 | -8100.81 | 0.00 | -2.15 | 10.33 | 4763.93 | 62.95% | -775.42 | -8876.23 |
| FS2 | 459.32 | 0.00 | -433.92 | 0.00 | 0.00 | 0.00 | 25.40 | 94.47% | -33.66 | -467.58 |
| G01 | 678459.40 | 4140.71 | -406515.47 | 0.00 | 993.92 | 1973.97 | 279052.53 | 59.12% | -42507.48 | -449022.95 |
| GAR | 0.00 | 420.00 | -420.00 | 0.00 | 0.00 | 0.00 | 0.00 | 100.00% | -1.12 | -421.12 |
| H01 | 618.21 | 0.00 | -618.21 | 0.00 | 0.00 | 0.00 | 0.00 | 100.00% | -23.18 | -641.39 |
| L01 | 72374.71 | 0.00 | -42259.71 | 0.00 | -252.00 | 93.50 | 29956.50 | 58.61% | -4795.67 | -47055.38 |
| RC | 30.00 | 0.00 | -30.00 | 0.00 | 0.00 | 0.00 | 0.00 | 100.00% | -0.59 | -30.59 |
| W01 | 501.23 | 0.00 | -235.89 | 0.00 | 0.00 | 0.00 | 265.34 | 47.06% | -48.69 | -284.58 |
| | 781492.07 | 13269.82 | -472851.97 | 0.00 | 730.68 | 2098.76 | 324739.36 | 59.14% | -49138.87 | -521990.84 |

Levy year : 2018

| | | | | | | | | | | |
|-----|---------|------|----------|------|------|-------|---------|--------|---------|----------|
| A01 | 4660.53 | 0.00 | -1829.28 | 0.00 | 8.07 | 12.00 | 2835.18 | 39.17% | -291.25 | -2120.51 |
|-----|---------|------|----------|------|------|-------|---------|--------|---------|----------|

ALL BILLS

Levy Year : 2018 (continued)

| Code | Beginning Balance | Levy Added | Payments | Discounts | Releases & Refunds | Db/Cr & Write-Off | ACCOUNTS RECEIVABLE | COLL PCT | Interest Paid | Total Deposits |
|-------|-------------------|------------|------------|-----------|--------------------|-------------------|---------------------|----------|---------------|----------------|
| ATT | 23652.22 | 9931.47 | -25896.63 | 0.00 | 0.00 | 0.00 | 7687.06 | 77.11% | 0.00 | -25896.63 |
| DO1 | 4572.59 | 0.00 | -3776.84 | 0.00 | 0.00 | 0.00 | 795.75 | 82.60% | -770.96 | -4547.80 |
| DO2 | 870.96 | 0.00 | -719.39 | 0.00 | 0.00 | 0.00 | 151.57 | 82.60% | -146.85 | -866.24 |
| FO1 | 96.95 | 0.00 | -63.80 | 0.00 | 0.00 | 0.00 | 33.15 | 65.81% | -11.80 | -75.60 |
| FS1 | 5272.50 | 0.00 | -2828.90 | 0.00 | 0.00 | 0.00 | 2443.60 | 53.63% | -535.60 | -3364.50 |
| FS2 | 278.85 | 0.00 | -253.45 | 0.00 | 0.00 | 0.00 | 25.40 | 90.89% | -15.28 | -268.73 |
| GO1 | 342064.74 | 1526.27 | -169055.46 | 0.00 | -1339.40 | 754.18 | 173950.33 | 49.37% | -31843.73 | -200899.19 |
| GAR | 130.00 | 157.50 | -287.50 | 0.00 | 0.00 | 0.00 | 0.00 | 100.00% | 0.00 | -287.50 |
| HO1 | 1636.44 | 0.00 | -1636.44 | 0.00 | 0.00 | 0.00 | 0.00 | 100.00% | -91.53 | -1727.97 |
| LO1 | 31257.51 | 53.00 | -15599.33 | 0.00 | -53.03 | 73.82 | 15731.97 | 49.75% | -3129.91 | -18729.24 |
| RC | 30.00 | 0.00 | 0.00 | 0.00 | 0.00 | 0.00 | 30.00 | 0.00% | 0.00 | 0.00 |
| WO1 | 227.63 | 0.00 | -126.34 | 0.00 | 0.00 | 0.00 | 101.29 | 55.50% | -8.18 | -134.52 |
| ===== | | | | | | | | | | |
| | 414750.92 | 11668.24 | -222073.36 | 0.00 | -1400.50 | 840.00 | 203785.30 | 52.21% | -36845.07 | -258918.43 |

Levy year : 2017

| | | | | | | | | | | |
|-------|-----------|--------|------------|------|---------|---------|-----------|---------|-----------|------------|
| A01 | 3341.15 | 0.00 | -1198.73 | 0.00 | 0.00 | 16.00 | 2158.42 | 35.40% | -296.08 | -1474.81 |
| ATT | 350.00 | 0.00 | -350.00 | 0.00 | 0.00 | 0.00 | 0.00 | 100.00% | 0.00 | -350.00 |
| DO1 | 4872.53 | 0.00 | -3759.59 | 0.00 | 0.00 | 0.00 | 332.97 | 91.86% | -1105.50 | -4865.09 |
| DO2 | 809.37 | 0.00 | -716.11 | 0.00 | 0.00 | 0.00 | 93.26 | 88.48% | -210.58 | -926.69 |
| FO1 | 17.01 | 0.00 | 0.00 | 0.00 | 0.00 | 0.00 | 17.01 | 0.00% | 0.00 | 0.00 |
| FS1 | 3357.73 | 0.00 | -1680.77 | 0.00 | 0.00 | 0.00 | 1726.96 | 48.57% | -440.08 | -2070.85 |
| FS2 | 25.40 | 0.00 | 0.00 | 0.00 | 0.00 | 0.00 | 25.40 | 0.00% | 0.00 | 0.00 |
| GO1 | 225682.16 | 0.00 | -98324.77 | 0.00 | -279.18 | 1000.42 | 128078.63 | 43.25% | -29547.28 | -127872.05 |
| GAR | 120.00 | 180.00 | -180.00 | 0.00 | 0.00 | 120.00 | 240.00 | 20.00% | 0.00 | -180.00 |
| HO1 | 0.00 | 0.00 | 0.00 | 0.00 | 0.00 | 0.00 | 0.00 | 0.00% | 0.00 | 0.00 |
| LO1 | 21103.49 | 0.00 | -8895.11 | 0.00 | 0.00 | 168.00 | 12376.38 | 41.35% | -2448.90 | -11344.01 |
| RC | 0.00 | 0.00 | 0.00 | 0.00 | 0.00 | 0.00 | 0.00 | 0.00% | 0.00 | 0.00 |
| SO1 | 0.00 | 0.00 | 0.00 | 0.00 | 0.00 | 0.00 | 0.00 | 0.00% | 0.00 | 0.00 |
| WO1 | 76.14 | 0.00 | 0.00 | 0.00 | 0.00 | 0.00 | 76.14 | 0.00% | 0.00 | 0.00 |
| ===== | | | | | | | | | | |
| | 258975.03 | 180.00 | -115055.08 | 0.00 | -279.18 | 1304.42 | 145125.19 | 44.00% | -34048.42 | -149103.50 |

Levy year : 2016

| | | | | | | | | | | |
|-----|-----------|------|-----------|------|---------|---------|----------|---------|-----------|-----------|
| A01 | 2359.10 | 0.00 | -739.94 | 0.00 | 0.00 | 16.60 | 1635.76 | 30.66% | -260.09 | -1000.03 |
| ATT | 2973.43 | 0.00 | -1427.60 | 0.00 | 0.00 | 0.00 | 1545.83 | 48.01% | 0.00 | -1427.60 |
| DO1 | 3953.46 | 0.00 | -3953.46 | 0.00 | 0.00 | 0.00 | 0.00 | 100.00% | -1520.68 | -5474.14 |
| DO2 | 564.78 | 0.00 | -564.78 | 0.00 | 0.00 | 0.00 | 0.00 | 100.00% | -217.24 | -782.02 |
| FO1 | 17.01 | 0.00 | 0.00 | 0.00 | 0.00 | 0.00 | 17.01 | 0.00% | 0.00 | 0.00 |
| FS1 | 2546.89 | 0.00 | -1128.09 | 0.00 | 0.00 | 9.04 | 1427.84 | 43.94% | -404.82 | -1532.91 |
| FS2 | 25.40 | 0.00 | 0.00 | 0.00 | 0.00 | 0.00 | 25.40 | 0.00% | 0.00 | 0.00 |
| GO1 | 137197.80 | 0.00 | -55164.76 | 0.00 | -189.43 | 1654.04 | 88878.51 | 38.86% | -21033.53 | -76198.29 |
| GAR | 244.84 | 0.00 | -61.67 | 0.00 | 0.00 | 56.83 | 240.00 | 1.98% | 0.00 | -61.67 |

ALL BILLS

Levy Year : 2016 (continued)

| Code | Beginning Balance | Levy Added | Payments | Discounts | Releases & Refunds | Db/Cr & Write-Off | ACCOUNTS RECEIVABLE | COLL PCT | Interest Paid | Total Deposits |
|------|-------------------|------------|-----------|-----------|--------------------|-------------------|---------------------|----------|---------------|----------------|
| LO1 | 15013.77✓ | 0.00 | -4818.69✓ | 0.00 | 0.00 | 180.61✓ | 10375.69✓ | 30.89% | -1895.88✓ | -6714.57 |
| RC1 | 30.00 | 0.00 | 0.00 | 0.00 | 0.00 | 0.00 | 30.00 | 0.00% | 0.00 | 0.00 |
| WO1 | 76.14✓ | 0.00 | 0.00 | 0.00 | 0.00 | 0.00 | 76.14✓ | 0.00% | -31.22✓ | -31.22 |
| | ===== | ===== | ===== | ===== | ===== | ===== | ===== | ===== | ===== | ===== |
| | 165004.62 | 0.00 | -67858.99 | 0.00 | 189.43 | -1917.12 | 99252.18 | 39.85% | -25363.46 | -93222.45 |

Levy year : 2015

| | | | | | | | | | | |
|-----|------------|-------|------------|-------|--------|--------|------------|--------|-----------|-----------|
| A01 | 1864.81 | 0.00 | -477.61 | 0.00 | 0.00 | 4.00 | 1391.20 | 25.40% | -206.99 | -484.60 |
| ATT | 1583.81 | 0.00 | 0.00 | 0.00 | 0.00 | 0.00 | 1583.81 | 0.00% | 0.00 | 0.00 |
| BO1 | 3321.23✓ | 0.00 | -3222.46✓ | 0.00 | 0.00 | 0.00 | 98.77✓ | 97.03% | -1522.18✓ | -4744.64 |
| DO2 | 449.69✓ | 0.00 | -435.57✓ | 0.00 | 0.00 | 0.00 | 14.12✓ | 96.86% | -206.55✓ | -642.12 |
| FO1 | 101.98✓ | 0.00 | 0.00 | 0.00 | 0.00 | 0.00 | 101.98✓ | 0.00% | 0.00 | 0.00 |
| FS1 | 5278.73✓ | 0.00 | -1121.43✓ | 0.00 | 0.00 | 0.00 | 4157.30✓ | 21.24% | -537.76✓ | -1659.19 |
| FS2 | 11.84✓ | 0.00 | 0.00 | 0.00 | 0.00 | 0.00 | 11.84✓ | 0.00% | 0.00 | 0.00 |
| GO1 | 154389.73✓ | 0.00 | -41420.29✓ | 0.00 | 62.33✓ | 0.00 | 113031.77✓ | 26.79% | -19587.23 | -61007.52 |
| GAR | 153.58 | 60.00 | -180.00 | 0.00 | 0.00 | 0.00 | 33.58 | 84.28% | -22.05 | -202.05 |
| LO1 | 11254.93✓ | 0.00 | -3587.11✓ | 0.00 | 0.00 | 19.82✓ | 7687.64✓ | 31.70% | -1677.81✓ | -5264.92 |
| RC1 | 0.00 | 0.00 | 0.00 | 0.00 | 0.00 | 0.00 | 0.00 | 0.00% | 0.00 | 0.00 |
| | ===== | ===== | ===== | ===== | ===== | ===== | ===== | ===== | ===== | ===== |
| | 178410.33 | 60.00 | -50444.47 | 0.00 | 62.33 | 23.82 | 128112.01 | 28.22% | -23760.57 | -74205.04 |

Levy year : 2014

| | | | | | | | | | | |
|-----|------------|-------|------------|-------|---------|---------|-----------|---------|-----------|-----------|
| A01 | 1524.59 | 0.00 | -340.59 | 0.00 | 0.00 | 0.00 | 1184.00 | 22.34% | -161.04 | -501.63 |
| ATT | 0.00 | 0.00 | 0.00 | 0.00 | 0.00 | 0.00 | 0.00 | 0.00% | 0.00 | 0.00 |
| DO1 | 172.77✓ | 0.00 | -172.77✓ | 0.00 | 0.00 | 0.00 | 0.00✓ | 100.00% | -99.34✓ | -272.11 |
| DO2 | 24.68✓ | 0.00 | -24.68✓ | 0.00 | 0.00 | 0.00 | 0.00✓ | 100.00% | -14.19✓ | -38.87 |
| FO1 | 101.98✓ | 0.00 | 0.00 | 0.00 | 0.00 | 0.00 | 101.98✓ | 0.00% | 0.00 | 0.00 |
| GO1 | 123896.85✓ | 0.00 | -26930.38✓ | 0.00 | -20.42✓ | 83.92✓ | 97129.97✓ | 21.60% | -14298.69 | -41129.07 |
| GAR | 60.00 | 60.00 | 0.00 | 0.00 | 0.00 | 0.00 | 120.00 | 0.00% | 0.00 | 0.00 |
| LO1 | 11195.36✓ | 0.00 | -3163.56✓ | 0.00 | -84.00✓ | 100.73✓ | 8048.53✓ | 28.11% | -1428.72✓ | -4592.28 |
| MO1 | 5.70✓ | 0.00 | 0.00 | 0.00 | 0.00 | 0.00 | 5.70✓ | 0.00% | 0.00 | 0.00 |
| RC | 0.00 | 30.00 | -30.00 | 0.00 | 0.00 | 0.00 | 0.00 | 100.00% | -0.22 | -30.22 |
| RC1 | 25.00 | 0.00 | 0.00 | 0.00 | 0.00 | 0.00 | 25.00 | 0.00% | 0.00 | 0.00 |
| | ===== | ===== | ===== | ===== | ===== | ===== | ===== | ===== | ===== | ===== |
| | 137006.93 | 90.00 | -30561.98 | 0.00 | -104.42 | 184.65 | 106615.18 | 22.23% | -16002.20 | -46564.18 |

Levy year : 2013

| | | | | | | | | | | |
|-----|---------|------|---------|------|------|-------|---------|--------|---------|---------|
| A01 | 1223.93 | 0.00 | -240.08 | 0.00 | 0.00 | -4.00 | 979.85 | 19.94% | -134.12 | -374.20 |
| DO1 | 58.28✓ | 0.00 | 0.00 | 0.00 | 0.00 | 0.00 | 58.28✓ | 0.00% | 0.00 | 0.00 |
| DO2 | 8.33✓ | 0.00 | 0.00 | 0.00 | 0.00 | 0.00 | 8.33✓ | 0.00% | 0.00 | 0.00 |
| FO1 | 106.03✓ | 0.00 | 0.00 | 0.00 | 0.00 | 0.00 | 106.03✓ | 0.00% | 0.00 | 0.00 |

ALL BILLS

Levy Year : 2013 (continued)

| Code | Beginning Balance | Levy Added | Payments | Discounts | Releases & Refunds | Db/Cr & Write-Off | ACCOUNTS RECEIVABLE | COLL PCT | Interest Paid | Total Deposits |
|------|-------------------|------------|------------|-----------|--------------------|-------------------|---------------------|----------|---------------|----------------|
| GO1 | 102910.61✓ | 0.00 | -19723.87✓ | 0.00 | 0.00 | 468.92✓ | 83655.66✓ | 18.71% | -13232.16 | -32956.03 |
| GAR | 63.00 | 0.00 | -60.00 | 0.00 | 0.00 | 0.00 | 3.00 | 75.24% | -8.50 | -68.50 |
| LO1 | 7325.95✓ | 0.00 | -1837.01✓ | 0.00 | 0.00 | 0.00 | 5488.94✓ | 25.08% | -1221.63✓ | -3058.64 |
| MO1 | 13134.48✓ | 0.00 | -1367.69✓ | 0.00 | 48.60✓ | 0.00 | 11815.39✓ | 10.04% | -1210.79✓ | -2578.48 |
| RC | 0.00 | 30.00 | -30.00 | 0.00 | 0.00 | 0.00 | 0.00 | 100.00% | -2.25 | -32.25 |
| SO1 | 1292.06✓ | 0.00 | -91.62✓ | 0.00 | 0.00 | 0.00 | 1200.44✓ | 7.09% | -103.97✓ | -195.59 |
| WO1 | 3.17✓ | 0.00 | -3.17✓ | 0.00 | 0.00 | 0.00 | 0.00✓ | 100.00% | -2.20✓ | -5.37 |
| | 126125.84 | 30.00 | -23353.44 | 0.00 | 48.60 | 464.92 | 103315.92 | 18.10% | -15915.62 | -39269.06 |

Levy year : 2012

| | | | | | | | | | | |
|-----|-----------|------|------------|------|--------|----------|-----------|---------|-----------|-----------|
| A01 | 1026.70 | 0.00 | -168.74 | 0.00 | 0.00 | -4.00 | 853.96 | 16.82% | -113.25 | -281.99 |
| ATT | 1048.06 | 0.00 | 0.00 | 0.00 | 0.00 | 0.00 | 1048.06 | 0.00% | 0.00 | 0.00 |
| DC1 | 9.28✓ | 0.00 | -2.60✓ | 0.00 | 0.00 | 0.00 | 6.68✓ | 28.02% | -2.06✓ | -4.66 |
| DO2 | 1.33✓ | 0.00 | -0.37✓ | 0.00 | 0.00 | 0.00 | 0.96✓ | 27.82% | -0.29✓ | -0.66 |
| FO1 | 101.98✓ | 0.00 | 0.00 | 0.00 | 0.00 | 0.00 | 101.98✓ | 0.00% | 0.00 | 0.00 |
| GO1 | 85581.17✓ | 0.00 | -11157.06✓ | 0.00 | 0.00 | -512.46✓ | 73911.65✓ | 13.64% | -8255.13 | -19412.19 |
| GAR | 169.96 | 0.00 | -15.00 | 0.00 | 0.00 | 0.00 | 154.96 | 8.83% | -13.72 | -28.72 |
| LO1 | 5696.53✓ | 0.00 | -1179.68✓ | 0.00 | 0.00 | 0.00 | 4516.85✓ | 20.71% | -718.28✓ | -1897.96 |
| MO1 | 14974.35✓ | 0.00 | -1909.33✓ | 0.00 | 47.48✓ | 0.00 | 13112.50✓ | 12.43% | -1950.88✓ | -3860.21 |
| RC | 25.00 | 0.00 | -25.00 | 0.00 | 0.00 | 0.00 | 0.00 | 100.00% | -12.75 | -37.75 |
| SO1 | 1128.65✓ | 0.00 | -113.13✓ | 0.00 | 0.00 | 0.00 | 1015.52✓ | 10.02% | -185.61✓ | -298.74 |
| WO1 | 3.87✓ | 0.00 | -2.73✓ | 0.00 | 0.00 | 0.00 | 1.14✓ | 70.54% | -2.06✓ | -4.79 |
| | 109766.88 | 0.00 | -14573.64 | 0.00 | 47.48 | -516.46 | 94724.26 | 13.70% | -11254.03 | -25827.67 |

Levy year : 2011

| | | | | | | | | | | |
|-----|-----------|------|-----------|------|---------|--------|-----------|---------|-----------|-----------|
| A01 | 795.41 | 0.00 | -112.85 | 0.00 | 0.00 | -4.00 | 678.56 | 14.69% | -101.33 | -214.18 |
| ATT | 1175.82 | 0.00 | -1175.82 | 0.00 | 0.00 | 0.00 | 0.00 | 100.00% | 0.00 | -1175.82 |
| DO1 | 41.82✓ | 0.00 | -12.71✓ | 0.00 | 0.00 | 0.00 | 29.11✓ | 30.39% | -10.74✓ | -23.45 |
| DO2 | 2.17✓ | 0.00 | -1.82✓ | 0.00 | 0.00 | 0.00 | 0.35✓ | 83.87% | -1.54✓ | -3.36 |
| FO1 | 67.98✓ | 0.00 | 0.00 | 0.00 | 0.00 | 0.00 | 67.98✓ | 0.00% | 0.00 | 0.00 |
| GO1 | 61125.88✓ | 0.00 | 9779.21✓ | 0.00 | 896.67✓ | 67.89✓ | 52311.23✓ | 14.42% | -7400.73 | -17179.94 |
| GAR | 0.00 | 0.00 | 0.00 | 0.00 | 0.00 | 0.00 | 0.00 | 0.00% | 0.00 | 0.00 |
| LO1 | 4273.74✓ | 0.00 | -343.42✓ | 0.00 | 0.00 | 0.00 | 3930.32✓ | 8.04% | -491.68✓ | -835.10 |
| MO1 | 11589.03✓ | 0.00 | -1942.07✓ | 0.00 | 0.00 | 0.00 | 9646.96✓ | 16.76% | -2112.54✓ | -4054.61 |
| SO1 | 920.93✓ | 0.00 | -163.88✓ | 0.00 | 0.00 | 0.00 | 757.05✓ | 17.80% | -212.65✓ | -376.53 |
| WO1 | 6.89✓ | 0.00 | 0.00 | 0.00 | 0.00 | 0.00 | 6.89✓ | 0.00% | 0.00 | 0.00 |
| | 79999.67 | 0.00 | -13531.78 | 0.00 | 896.67 | 63.89 | 67428.45 | 15.71% | -10331.21 | -23862.99 |

ALL BILLS

Levy Year : 2010

| Code | Beginning Balance | Levy Added | Payments | Discounts | Releases & Refunds | Db/Cr & Write-Off | ACCOUNTS RECEIVABLE | COLL PCT | Interest Paid | Total Deposits |
|------|-------------------|------------|----------|-----------|--------------------|-------------------|---------------------|----------|---------------|----------------|
| A01 | 647.14 | 0.00 | -28.00 | 0.00 | 0.00 | -619.14 | 0.00 | 100.00% | -21.55 | -49.55 |
| D01 | 10.08✓ | 0.00 | 0.00 | 0.00 | 0.00 | -10.08✓ | 0.00 | 100.00% | 0.00 | 0.00 |
| D02 | 1.44✓ | 0.00 | 0.00 | 0.00 | 0.00 | -1.44✓ | 0.00 | 100.00% | 0.00 | 0.00 |
| F01 | 67.98✓ | 0.00 | 0.00 | 0.00 | 0.00 | -67.98✓ | 0.00 | 100.00% | 0.00 | 0.00 |
| G01 | 45248.97✓ | 0.00 | 2174.28✓ | 0.00 | 0.00 | -48049.69✓ | 0.00 | 100.00% | -1733.74 | -3928.02 |
| GAR | 77.00 | 0.00 | 0.00 | 0.00 | 0.00 | -77.00 | 0.00 | 100.00% | 0.00 | 0.00 |
| L01 | 6539.64✓ | 0.00 | -84.00✓ | 0.00 | 0.00 | -6455.64✓ | 0.00 | 100.00% | -83.64✓ | -167.64 |
| M01 | 9754.13✓ | 0.00 | 0.00 | 0.00 | 0.00 | -9754.13✓ | 0.00 | 100.00% | 0.00 | 0.00 |
| S01 | 779.11✓ | 0.00 | 0.00 | 0.00 | 0.00 | -779.11✓ | 0.00 | 100.00% | 0.00 | 0.00 |
| W01 | 10.39✓ | 0.00 | 0.00 | 0.00 | 0.00 | -10.39✓ | 0.00 | 100.00% | 0.00 | 0.00 |
| | 63130.88 | 0.00 | -2306.28 | 0.00 | 0.00 | -60824.60 | 0.00 | 100.00% | -1838.93 | -4145.21 |

Levy year : 2009

| | | | | | | | | | | |
|-----|------|------|----------|------|------|---------|------|-------|---------|---------|
| A01 | 0.00 | 0.00 | -4.00 | 0.00 | 0.00 | 4.00 | 0.00 | 0.00% | -3.39 | -7.39 |
| D01 | 0.00 | 0.00 | 0.00 | 0.00 | 0.00 | 0.00 | 0.00 | 0.00% | 0.00 | 0.00 |
| D02 | 0.00 | 0.00 | 0.00 | 0.00 | 0.00 | 0.00 | 0.00 | 0.00% | 0.00 | 0.00 |
| F01 | 0.00 | 0.00 | 0.00 | 0.00 | 0.00 | 0.00 | 0.00 | 0.00% | 0.00 | 0.00 |
| G01 | 0.00 | 0.00 | -395.84✓ | 0.00 | 0.00 | 395.84✓ | 0.00 | 0.00% | -358.24 | -754.08 |
| GAR | 0.00 | 0.00 | 0.00 | 0.00 | 0.00 | 0.00 | 0.00 | 0.00% | 0.00 | 0.00 |
| L01 | 0.00 | 0.00 | 0.00 | 0.00 | 0.00 | 0.00 | 0.00 | 0.00% | 0.00 | 0.00 |
| M01 | 0.00 | 0.00 | 0.00 | 0.00 | 0.00 | 0.00 | 0.00 | 0.00% | 0.00 | 0.00 |
| S01 | 0.00 | 0.00 | 0.00 | 0.00 | 0.00 | 0.00 | 0.00 | 0.00% | 0.00 | 0.00 |
| W01 | 0.00 | 0.00 | 0.00 | 0.00 | 0.00 | 0.00 | 0.00 | 0.00% | 0.00 | 0.00 |
| | 0.00 | 0.00 | -399.84 | 0.00 | 0.00 | 399.84 | 0.00 | 0.00% | -361.63 | -761.47 |

Grand Totals

| | | | | | | | | | |
|------------|-------------|--------------|------|----------|----------|------------|--------|------------|--------------|
| 2322113.50 | 39964802.77 | -40579140.09 | 0.00 | 80741.08 | 30491.55 | 1819008.81 | 95.70% | -361390.07 | -40940530.16 |
|------------|-------------|--------------|------|----------|----------|------------|--------|------------|--------------|

1
2
3
4
5
6
7
8
9
10
11
12
13
14
15
16
17
18
19
20
21
22
23
24
25
26
27
28
29
30
31
32
33
34
35
36
37
38
39
40
41
42
43
44
45
46
47
48
49
50
51
52
53
54
55
56
57
58
59
60
61
62
63
64
65
66
67
68
69
70
71
72
73
74
75
76
77
78
79
80
81
82
83
84
85
86
87
88
89
90
91
92
93
94
95
96
97
98
99
100