

TRANSYLVANIA COUNTY

9 DEPARTMENTS

IN THE PAST:

Each fire district had its own fire tax set to the specific need of that department. Some departments had a 4.5 cent per 100 tax, whereas others had 15 cent per 100 tax. Even though they had a countywide property evaluation of equal size, type, and condition, a homeowner that had a property evaluation of \$250,000 living in the 4.5-cent district was paying much less, for fire protection compared to the same property evaluation of the same \$250,000 home in the 15 cent district.

CURRENT:

The commissioners review each department's budget request and approve a budget (which may or may not be what they submitted due to needs vs wants). Commissioners then set each fire department district county wide at a percentage, say 5.5 cents per 100. They calculate what each district will bring in based on that 5.5 cents and if it is not enough to cover it, they pull the remainder from the General Fund which is adjusted to cover that need.

Currently all fire districts are considered Response Districts. Transylvania is considering changing Service Districts so they can adjust the respective response areas for faster/better response.

The "flat fee" countywide was based on the following analysis:

Every department utilizes mutual/automatic aid for fires, and to gain a lower NC DOI Protection Classification. So, let's say the 15-cent fire district is constantly sending equipment to the 4.5-cent district to help protect and extinguish the high value homes. The citizens of that 15-cent district are paying a higher cost for fire protection just to cover their district, and paying their fire department to help protect the high value homes free. The 4.5-cent district is paying much less, for fire protection already, and getting free help. Departments help each other all the time, that's just natural within emergency services. However they feel it's unfair to the homeowners paying sometimes double, or triple the cost from a 4.5 to a 16 cent per 100.

Transylvania Emergency Services looked at a fire district flat tax across the board naturally, the fire departments resisted. So commissioners just set each fire district to a set number across the board, and fund the remainder from the general fund, which is increased to cover expenditures and capital purchases for fire protection. Ultimately, it is a countywide flat tax/fee, just not called a "flat tax".

MACON COUNTY

11 DEPARTMENTS

Macon County has Fire Service Districts with service fees ranging from 3-cents to 12.7-cents. Each department submits an annual budget worksheet (see attached) for the fiscal year to the county, which is reviewed and approved by the commissioners. If the departments have expenditures or capital purchases that exceed the current rate, they must go before the board with justification to receive approval.

Burningtown: .105

Clarks Chapel: .08

Cowee: .114

Cullasaja: .055

Franklin: .055

Highlands: .030

Mountain Valley: .127

Nantahala: .070

Otto: .107

*Scaly Mountain: .059

West Macon: .072

* Sky Valley/Scaly Mtn Budget does not reflect budget from Sky Valley or Rabun County for fire protection in Georgia.

HAYWOOD COUNTY

17 DEPARTMENTS

Haywood County has seven (7) departments with Fire Districts, seven (7) departments with Fire Service Districts, and three (3) departments with Service Districts. The fees range from 5-cents to 10-cents (the county has a 10-cent cap for fire tax). Each department submits an annual budget to their respective districts in the form of a “community meeting”. Once the community meeting is completed, the budget is sent to the commissioners for approval. If the departments have expenditures or capital purchases that will exceed the current rate, they must go before the board with justification. The commissioners then have the option to raise the rate that year to assist with these purchases.

Fire District

Center Pigeon: .085

Clyde: .09

East Canton: .10

North Canton: .07

Ivy Hill: .06

Waynesville: .06

West Canton: .10

Service District

Crabtree-Iron Duff: .075

Jonathan Creek: .07

Maggie Valley: .06

Fire Service Districts

Cruso: .10

Eagles Next: .06

Fines Creek: .09

Howell Mill: .06

Lake Junaluska: .075

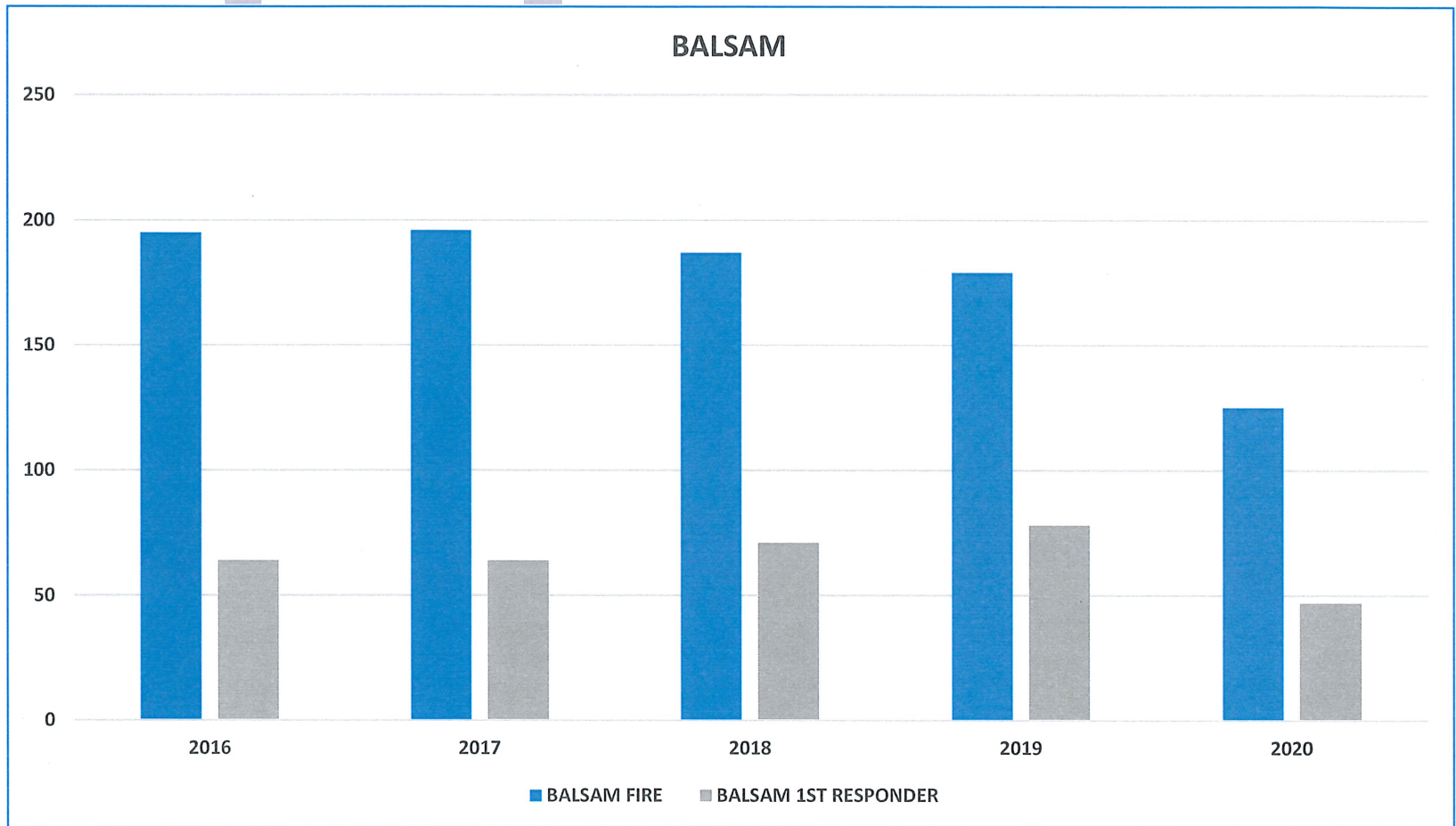
Lake Logan-Cecil: .10

Saunook: .05

FIRE DEPARTMENT CALL TYPES YEARS 2016 - 2020

BALSAM

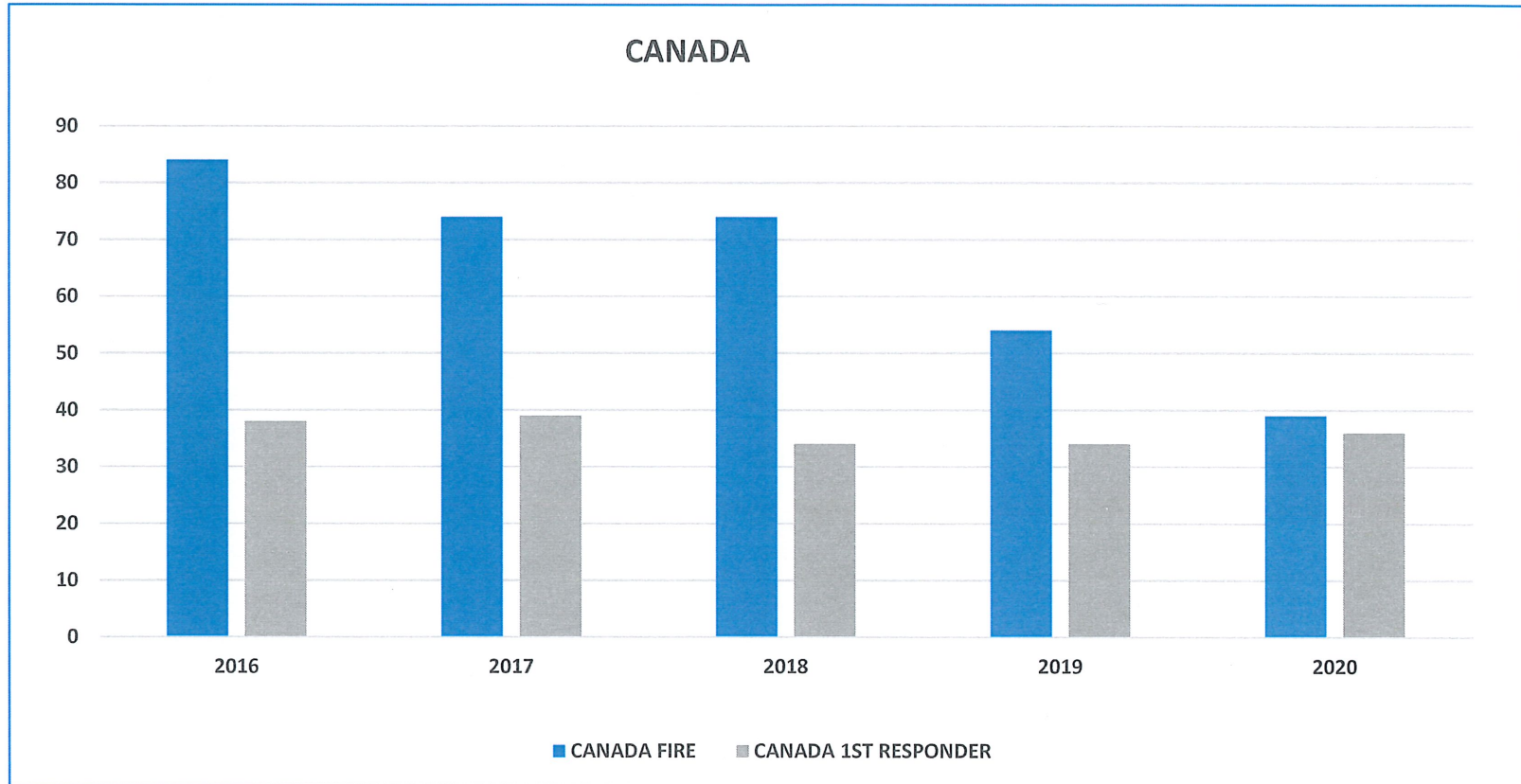
<u>YEAR</u>	<u>FIRE</u>	<u>1ST RESPONDER</u>	<u>TOTAL</u>
2016	195	64	259
2017	196	64	260
2018	187	71	258
2019	179	78	257
2020	125	47	172



FIRE DEPARTMENT CALL TYPES YEARS 2016 - 2020

CANADA

<u>YEAR</u>	<u>FIRE</u>	<u>1ST RESPONDER</u>	<u>TOTAL</u>
2016	84	38	122
2017	74	39	113
2018	74	34	108
2019	54	34	88
2020	39	36	75

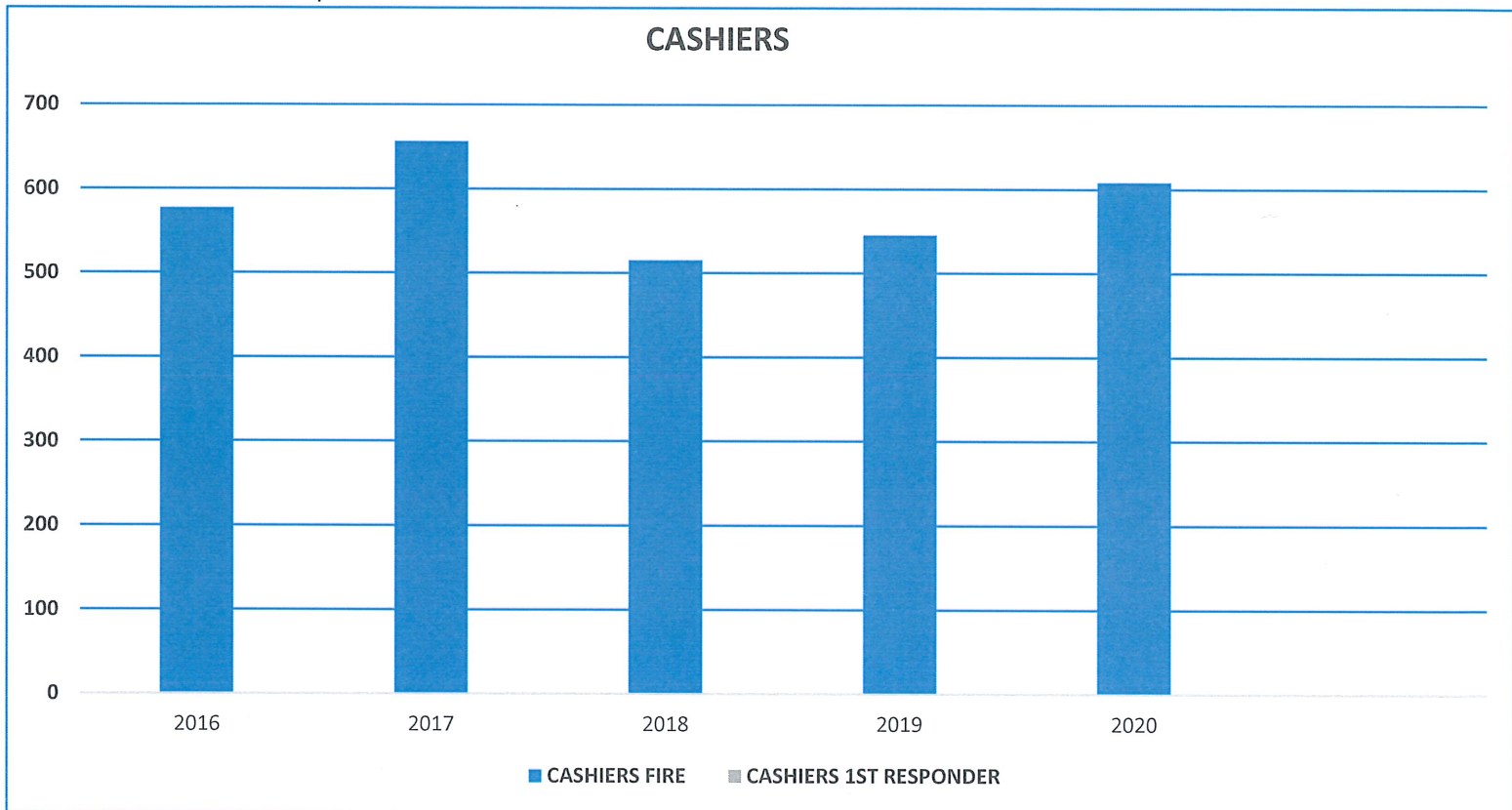


FIRE DEPARTMENT CALL TYPES YEARS 2016 - 2020

CASHIERS

<u>YEAR</u>	<u>FIRE</u>	<u>1ST RESPONDER</u>
2016	577	N/A
2017	656	N/A
2018	515	N/A
2019	545	N/A
2020	608	N/A

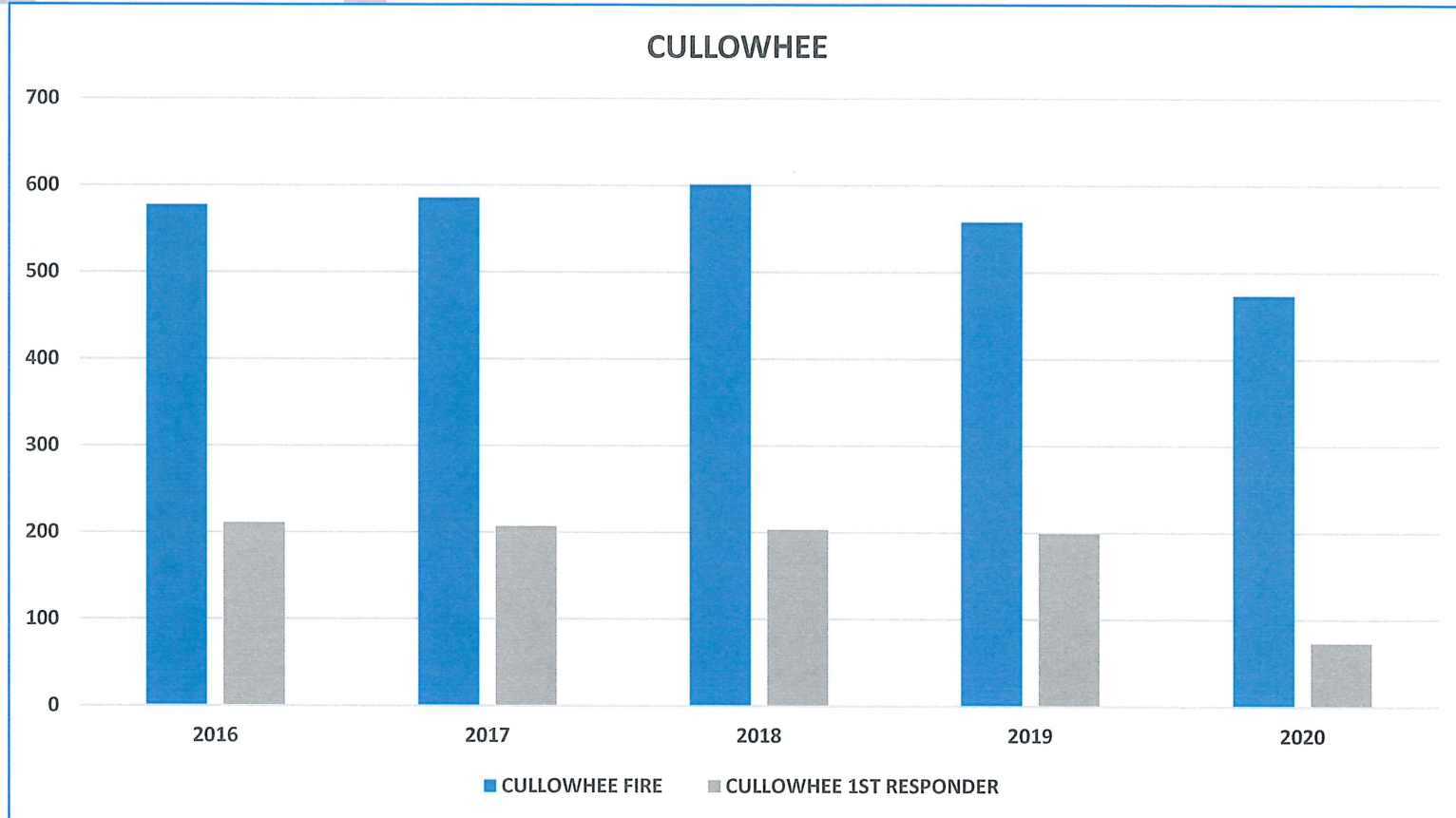
***FD does no 1st Responder Calls.



FIRE DEPARTMENT CALL TYPES YEARS 2016 - 2020

CULLOWHEE

<u>YEAR</u>	<u>FIRE</u>	<u>1ST RESPONDER</u>	<u>TOTAL</u>
2016	577	211	788
2017	585	207	792
2018	601	203	804
2019	558	199	757
2020	473	73	546

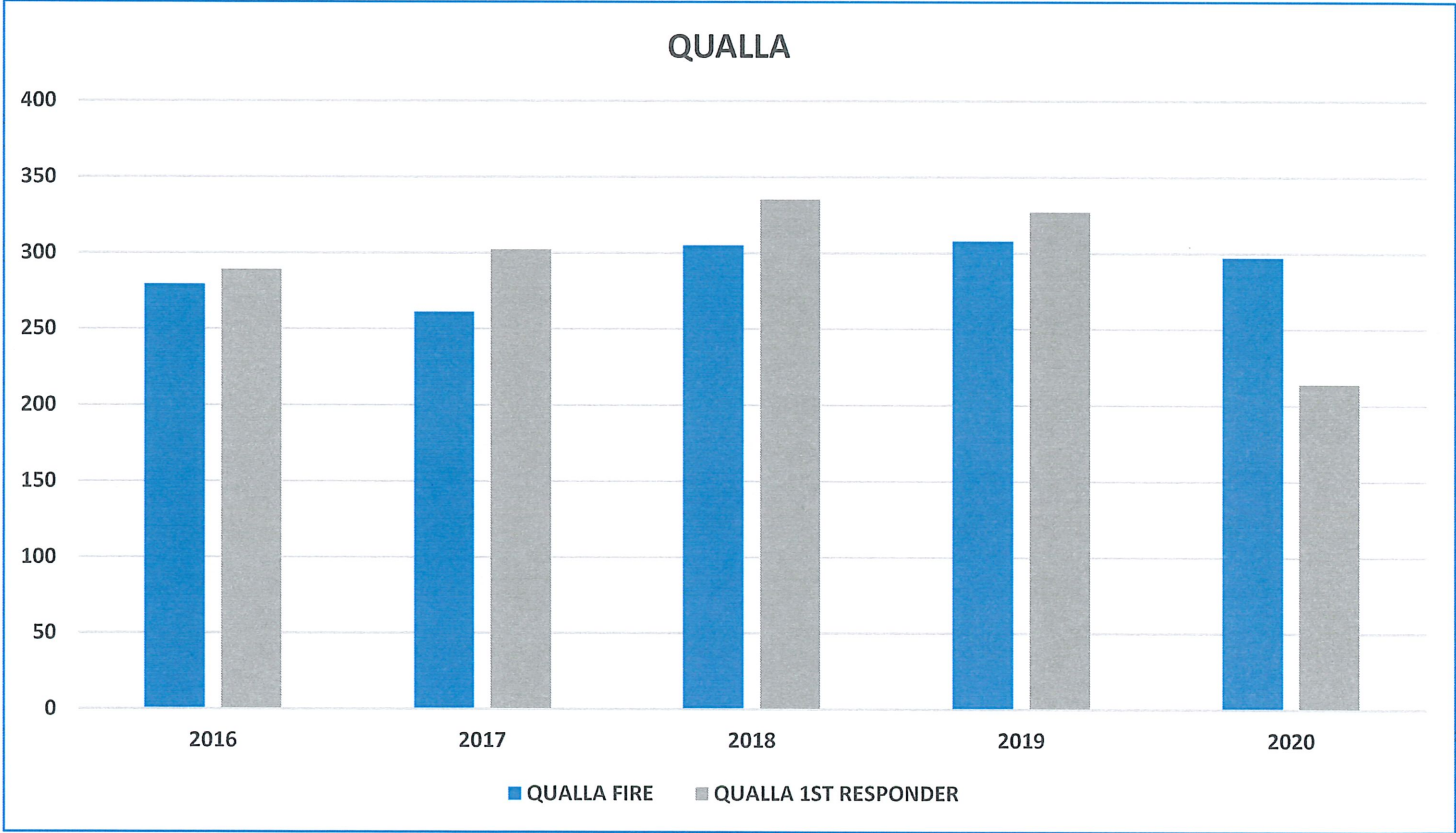


FIRE DEPARTMENT CALL TYPES

YEARS 2016 - 2020

QUALLA

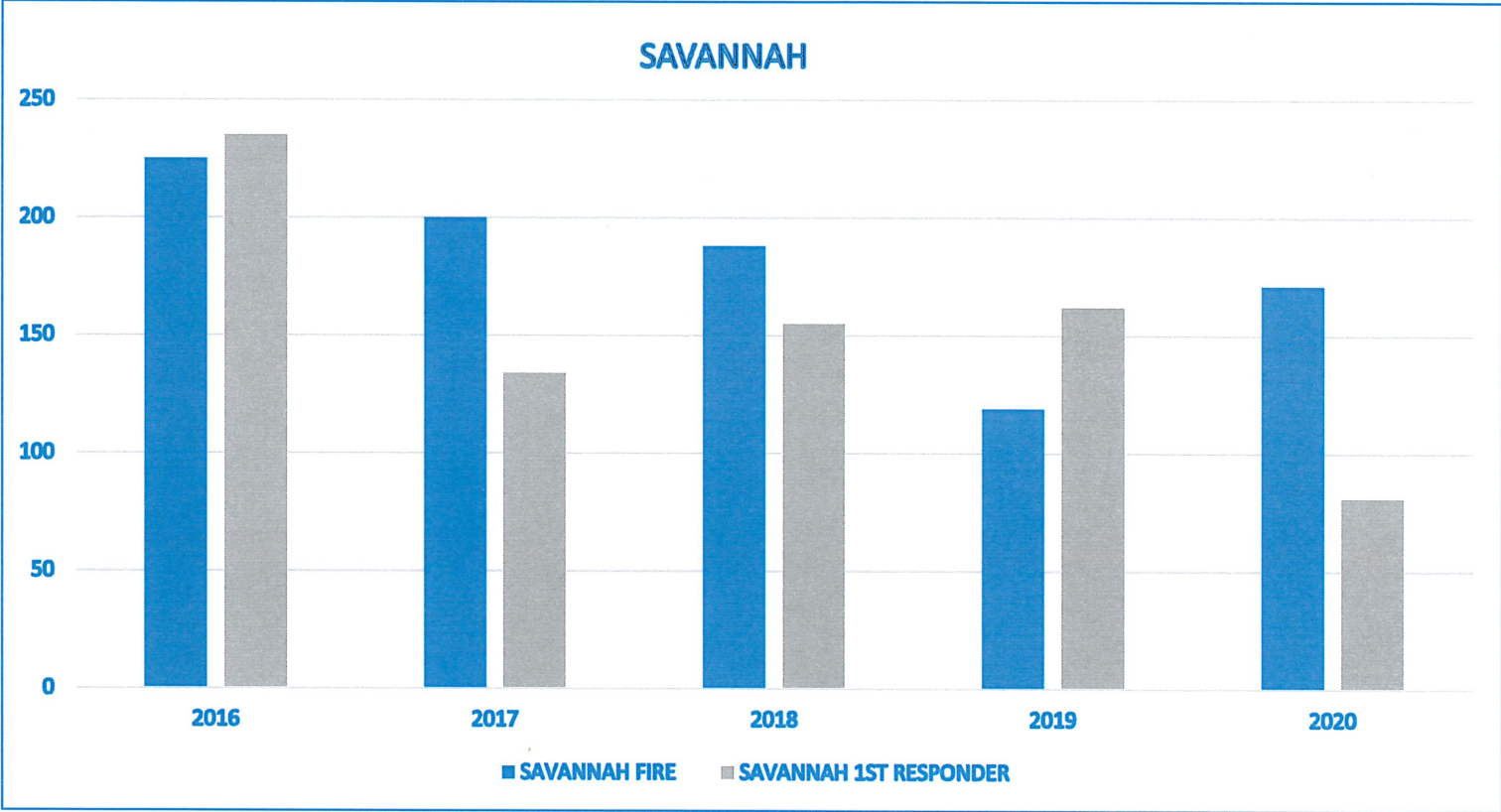
<u>YEAR</u>	<u>FIRE</u>	<u>1ST RESPONDER</u>	<u>TOTAL</u>
2016	279	289	568
2017	261	302	563
2018	305	335	640
2019	308	327	635
2020	297	214	511



FIRE DEPARTMENT CALL TYPES YEARS 2016 - 2020

SAVANNAH

<u>YEAR</u>	<u>FIRE</u>	<u>1ST RESPONDER</u>	<u>FIRE</u>
2016	225	235	460
2017	200	134	334
2018	188	155	343
2019	119	162	281
2020	171	81	252



FIRE DEPARTMENT CALL TYPES YEARS 2016 - 2020

SYLVA

<u>YEAR</u>	<u>FIRE</u>	<u>1ST RESPONDER</u>	<u>TOTAL</u>
2016	514	346	860
2017	476	348	824
2018	445	325	770
2019	504	351	855
2020	486	265	751

