

JACKSON COUNTY

2015 TAX SETTLEMENT
2015 DELINQUENT TAX SETTLEMENT

2015 SOLID WASTE FEE SETTLEMENT
2015 SOLID WASTE DELINQUENT TAX SETTLEMENT

2015 MOTOR VEHICLE SETTLEMENT
2015 DELINQUENT MOTOR VEHICLE TAX SETTLEMENT

2015 RENTAL MOTOR VEHICLE TAX SETTLEMENT

CASHIERS, DILLSBORO, HIGHLANDS, FOREST HILLS, SYLVA, WEBSTER

2015 CASHIERS FIRE DISTRICT TAX SETTLEMENT

2015 DILLSBORO TAX SETTLEMENT
2015 DILLSBORO DELINQUENT TAX SETTLEMENT
2015 DILLSBORO FIRE TAX SETTLEMENT
2015 DILLSBORO DELINQUENT FIRE TAX SETTLEMENT

2015 FOREST HILLS TAX SETTLEMENT
2015 FOREST HILLS DELINQUENT TAX SETTLEMENT

2015 HIGHLANDS FIRE DISTRICT TAX SETTLEMENT
2015 HIGHLANDS TAX SETTLEMENT
2015 HIGHLANDS DELINQUENT TAX SETTLEMENT

2015 SYLVA MOTOR VEHICLE TAX SETTLEMENT
2015 SYLVA MOTOR VEHICLE DELINQUENT TAX SETTLEMENT
2015 SYLVA RENTAL MOTOR VEHICLE TAX SETTLEMENT

2015 WEBSTER TAX SETTLEMENT
2015 WEBSTER DELINQUENT TAX SETTLEMENT

ACCOUNTS RECEIVABLE SUMMARY REPORT
AS OF JUNE 30, 2016
PRINT DATE: JULY 5, 2016

SUBMITTED TO JACKSON COUNTY BOARD OF COMMISSIONERS

July 13, 2016

Brandi Henson

BRANDI HENSON
JACKSON COUNTY TAX COLLECTOR

**JACKSON COUNTY
2015 TAX SETTLEMENT**


FEBRUARY 1, 2015 THROUGH JUNE 30, 2016

CHARGES:

LEVY	\$	32,136,590.10
INTEREST		164,606.67
REFUNDS		-726.84
	\$	<u>32,300,469.93</u>

CREDITS:

DEPOSITED	\$	31,702,547.61
RELEASES & WRITE OFF		33,203.83
REFUNDS, DEBITS & CREDITS		-259,382.18
UNCOLLECTED		824,100.67
	\$	<u>32,300,469.93</u>


BRANDI HENSON
JACKSON COUNTY TAX COLLECTOR

JACKSON COUNTY 2015 TAX SETTLEMENT

FEBRUARY 1, 2015 THROUGH JUNE 30, 2016

MONTH	2015 LEVY	ADJ. TO LEVY	COLLECTIONS		RELEASES	WRITE-OFF	MISC DEBITS	MISC CREDITS	OVERPAYMENT REFUNDS	REFUNDS	BALANCE
			TAX	INTEREST							
Feb-16	165.66	-	165.66	29.41							
Mar-16	6,588.63	-	6,588.63	823.58							
Apr-15	23,761.44	-	23,761.44	3,163.92	-	-	-	-	-	-	-
May-15	10,866.21	-	10,866.21	1,521.26	-	-	-	-	-	-	-
Jun-15	5,695.44	-	1,727.62	450.89	-	-	-	-	-	-	3,967.82
Jul-15	1,531.20	-	1,531.20	237.34	-	-	-	-	-	-	3,967.82
Aug-15	31,349,218.92	-	5,679,191.32	32.59	11,256.97	1,868.54	3,305.06	-	398.94	-	25,664,573.91
Sep-15	128,032.35	-	3,021,958.03	16,982.44	5,608.85	-	500.00	100.00	1,430.28	-	22,766,869.66
Oct-15	796.55	342.12	2,519,196.98	-	6,745.41	-	2,885.61	-	20,353.76	342.12	20,264,963.19
Nov-15	554,646.48	2.80	4,588,985.12	76.25	2,959.54	49.60	-	-	117,387.63	2.80	16,345,003.04
Dec-15	50,363.66	381.92	9,444,118.61	6,849.80	-	-	1,578.65	1,322.99	54,536.43	381.92	7,006,040.18
Jan-16	678.90	-	4,190,785.01	15,457.90	931.69	-	868.52	-	43,841.38	-	2,859,712.28
Feb-16	-	-	928,187.55	25,688.18	796.80	-	327.52	127.11	3,534.99	-	1,934,463.33
Mar-16	-	-	358,161.27	13,030.19	-	-	-	-	2,020.59	-	1,578,322.65
Apr-16	-	-	263,327.97	26,899.45	2,354.43	-	-	-	1,962.67	-	1,314,602.92
May-16	-	-	239,045.12	19,208.10	632.00	-	5,791.25	2,106.88	677.60	-	1,079,287.77
Jun-16	4,244.66	-	260,343.20	34,155.37	-	-	651.96	-	259.48	-	824,100.67
TOTAL	32,136,590.10	726.84	31,537,940.94	164,606.67	31,285.69	1,918.14	15,908.57	3,656.98	246,403.75	726.84	824,100.67

**JACKSON COUNTY
2015 DELINQUENT TAX SETTLEMENT**

JULY 1, 2015 THROUGH JUNE 30, 2016

CHARGES:

LEVY	\$	2,800,167.93
INTEREST		293,569.90
REFUNDS		-3,440.24
		<hr/>
	\$	3,090,297.59

CREDITS:

DEPOSITED	\$	1,386,126.25
RELEASES		1,045.76
REFUNDS, DEBITS & CREDITS		-7,912.59
UNCOLLECTED		1,711,038.17
		<hr/>
	\$	3,090,297.59


BRANDI HENSON
JACKSON COUNTY TAX COLLECTOR

**JACKSON COUNTY
2015 DELINQUENT TAX SETTLEMENT**

JULY 1, 2015 THROUGH JUNE 30, 2016

YEAR	BALANCE	ADDED	REFUNDS	COLLECTIONS		RELEASES	MISC	MISC	OVERPAYMENT	REFUNDS	BALANCE
	July 1, 2015	LEVY	ADJ-LEVY	TAX	INTEREST		DEBITS	CREDITS	REFUNDS		June 30, 2016
2014	1,043,287.80	134.76	381.92	560,648.04	111,374.60	113.09	4,079.72	5,158.07	1,287.16	381.92	482,870.24
2013	540,321.66	202.52	381.92	225,240.65	47,298.02	113.09	1,000.75	345.00	559.14	381.92	316,385.33
2012	367,061.98	-	381.92	114,862.24	34,745.30	113.09	733.68	-	-	381.92	252,820.33
2011	257,290.66	-	381.92	93,175.16	41,697.79	113.09	381.92	-	-	381.92	164,384.33
2010	173,426.26	-	381.92	38,581.22	16,810.63	113.09	381.92	-	-	381.92	135,113.87
2009	149,650.53	-	381.92	30,025.57	18,607.32	126.07	381.92	-	-	381.92	119,880.81
2008	74,946.88	-	381.92	17,592.71	11,093.10	-	381.92	-	-	381.92	57,736.09
2007	65,006.13	-	255.60	5,299.04	4,322.82	89.28	255.60	-	-	255.60	59,873.41
2006	24,147.16	-	255.60	2,505.62	2,047.15	89.28	255.60	-	20.49	255.60	21,828.35
2005	19,614.21	-	255.60	1,670.45	1,650.15	-	255.60	-	-	255.60	18,199.36
2004	17,998.49	-	-	855.03	830.77	89.28	-	-	-	-	17,054.18
2003	16,707.88	-	-	526.46	577.16	43.20	-	-	-	-	16,138.22
2002	16,886.46	-	-	1,397.31	2,282.20	-	-	-	-	-	15,489.15
2001	15,499.81	-	-	124.05	104.68	-	-	-	-	-	15,375.76
2000	17,984.74	-	-	52.80	128.21	43.20	-	-	-	-	17,888.74
TOTAL	2,799,830.65	337.28	3,440.24	1,092,556.35	293,569.90	1,045.76	8,108.63	5,503.07	1,866.79	3,440.24	1,711,038.17

**JACKSON COUNTY SOLID WASTE
2015 TAX SETTLEMENT**

JULY 1, 2015 THROUGH JUNE 30, 2016

CHARGES:

LEVY	\$ 1,873,723.00
INTEREST	6,794.16
REFUNDS	<u>-672.00</u>
	\$ 1,879,845.16

CREDITS:

DEPOSITED	\$ 1,790,264.43
RELEASES	19,835.00
REFUNDS, DEBITS, & CREDITS	<u>-688.04</u>
UNCOLLECTED	70,433.77
	\$ 1,879,845.16


BRANDI HENSON
JACKSON COUNTY TAX COLLECTOR

**JACKSON COUNTY SOLID WASTE
2015 TAX SETTLEMENT**

JULY 1, 2015 THROUGH JUNE 30, 2016

MONTH	2015 LEVY	ADJ. TO LEVY	COLLECTIONS		RELEASES	MISC DEBITS	MISC CREDITS	OVERPAY REFUNDS	REFUNDS	BALANCE
			TAX	INTEREST						
Jul-15	-	-	-	-	-	-	-	-	-	-
Aug-15	1,862,068.00	84.00	275,729.07	-	966.00	105.00	-	-	84.00	1,585,477.93
Sep-15	-	252.00	148,942.25	-	1,185.00	-	-	1.20	252.00	1,435,350.68
Oct-15	756.00	168.00	159,980.14	-	336.00	-	-	-	168.00	1,275,790.54
Nov-15	8,904.00	84.00	317,759.05	-	16,685.00	-	-	-	84.00	950,250.49
Dec-15	1,155.00	84.00	537,615.27	-	84.00	168.00	252.00	-	84.00	413,622.22
Jan-16	840.00	-	201,246.09	905.91	106.00	-	-	-	-	213,110.13
Feb-16	-	-	59,767.78	1,732.24	252.00	-	6.16	-	-	153,084.19
Mar-16	-	-	27,147.45	1,029.64	-	-	-	-	-	125,936.74
Apr-16	-	-	21,513.94	958.98	221.00	-	-	-	-	104,201.80
May-16	-	-	18,842.52	1,162.98	-	-	-	-	-	85,359.28
Jun-16	-	-	14,926.71	1,004.41	-	-	-	-	-	70,432.57
TOTAL	1,873,723.00	672.00	1,783,470.27	6,794.16	19,835.00	273.00	258.16	1.20	672.00	70,433.77

**JACKSON COUNTY SOLID WASTE
2015 DELINQUENT TAX SETTLEMENT**


JULY 1, 2015 THROUGH JUNE 30, 2016

CHARGES:

LEVY	\$	276,191.19
INTEREST		17,401.19
REFUNDS		-788.00
		<hr/>
	\$	292,804.38

CREDITS:

DEPOSITED	\$	101,799.97
RELEASES		168.00
REFUNDS, DEBITS, & CREDITS		-1644.91
UNCOLLECTED		192,481.32
		<hr/>
	\$	292,804.38



BRANDI HENSON
JACKSON COUNTY TAX COLLECTOR

JACKSON COUNTY SOLID WASTE 2015 DELINQUENT TAX SETTLEMENT

JULY 1, 2015 THROUGH JUNE 30, 2016

YEAR	BALANCE DUE	ADDED	ADJ TO	COLLECTIONS		RELEASES	WRITE-OFF	MISC DEBITS	MISC CREDITS	REFUNDS	BALANCE
	July 1, 2015	LEVY	LEVY	TAX	INTEREST						
2014	81,507.29	84.00	84.00	41,137.83	4,256.85	-	-	121.91	53.00	84.00	40,522.37
2013	45,982.50	-	84.00	19,700.48	3,641.69	-	-	168.00	-	84.00	26,450.02
2012	27,151.66	-	84.00	8,733.73	2,555.16	-	-	84.00	-	84.00	18,501.93
2011	19,227.11	-	84.00	5,470.14	1,867.42	-	-	84.00	-	84.00	13,840.97
2010	17,973.12	-	84.00	3,547.76	1,479.04	-	-	84.00	-	84.00	14,509.36
2009	15,315.84	-	84.00	2,385.10	1,037.72	168.00	-	84.00	-	84.00	12,846.74
2008	7,205.09	-	84.00	1,270.47	673.08	-	-	84.00	-	84.00	6,018.62
2007	11,129.56	-	80.00	750.58	593.85	-	-	80.00	-	80.00	10,458.98
2006	5,263.01	-	60.00	480.00	386.50	-	-	60.00	-	60.00	4,843.01
2005	9,486.81	-	60.00	469.51	402.36	-	-	60.00	-	60.00	9,077.30
2004	8,159.43	-	-	149.50	122.91	-	-	-	-	-	8,009.93
2003	5,880.69	-	-	120.00	97.52	-	-	-	-	-	5,760.69
2002	7,503.86	-	-	120.00	278.72	-	-	-	-	-	7,383.86
2001	7,774.03	-	-	63.68	8.37	-	-	-	-	-	7,710.35
2000	6,547.19	-	-	-	-	-	-	-	-	-	6,547.19
TOTAL	276,107.19	84.00	788.00	84,398.78	17,401.19	168.00	-	909.91	53.00	788.00	192,481.32

**JACKSON COUNTY MOTOR VEHICLES
2015 TAX SETTLEMENT**

APRIL 1, 2015 THROUGH JUNE 30, 2016

CHARGES:

LEVY	\$	435.41
INTEREST		-
REFUNDS		-
	\$	<u>435.41</u>

CREDITS:

DEPOSITED	\$	435.41
RELEASES, WRITEOFFS	\$	-
REFUNDS, DEBITS, CREDITS		-
UNCOLLECTED	\$	-
	\$	<u>435.41</u>


BRANDI HENSON
JACKSON COUNTY TAX COLLECTOR

**JACKSON COUNTY MOTOR VEHICLES
2015 DELINQUENT TAX SETTLEMENT**

JULY 1, 2015 THROUGH JUNE 30, 2016

CHARGES:

LEVY	\$	318,556.68
INTEREST		<u>3,779.93</u>
	\$	322,336.61

CREDITS:

DEPOSITED	\$	10,053.50
RELEASES, WRITEOFFS	\$	75.17
REFUNDS, DEBITS, CREDITS		<u>-287.75</u>
UNCOLLECTED	\$	312,495.69
	\$	322,336.61



BRANDI HENSON
JACKSON COUNTY TAX COLLECTOR

**JACKSON COUNTY MOTOR VEHICLES
2015 DELINQUENT TAX SETTLEMENT**

JULY 1, 2015 THROUGH JUNE 30, 2016

YEAR	BALANCE DUE	ADDED LEVY	ADJ TO LEVY	COLLECTIONS		RELEASES	WRITE- OFF	MISC. DEBIT	MISC. CREDITS	OVERPAYMENT REFUNDS	REFUNDS	BALANCE
	July 1, 2015			TAX	INTEREST							June 30, 2016
2014	105.28	-		45.72	7.86	-	-	-	-	-	-	59.56
2013	16,000.35	-	-	1,279.62	293.89	13.08	-	13.08	13.08	12.76	-	14,720.41
2012	17,491.41	-	-	1,058.16	294.07	11.98	-	20.46	11.98	114.26	-	16,544.01
2011	13,481.27	-	-	607.21	245.82	-	-	-	-	-	-	12,874.06
2010	11,823.78	-	-	829.02	387.51	-	-	-	-	107.45	-	11,102.21
2009	11,596.96	-	-	371.83	213.96	-	-	-	-	44.80	-	11,269.93
2008	16,487.35	-	-	300.36	206.52	-	-	-	-	-	-	16,186.99
2007	25,267.30	-	-	278.66	187.34	5.40	-	-	-	-	-	24,983.24
2006	26,619.51	-	-	466.94	412.97	44.71	-	-	-	-	-	26,107.86
2005	24,341.26	-	-	165.69	152.99	-	-	-	-	-	-	24,175.57
2004	18,207.77	-	-	184.52	188.99	-	-	-	-	-	-	18,023.25
2003	29,638.64	-	-	62.82	196.39	-	-	-	-	-	-	29,575.82
2002	34,000.83	-	-	155.06	175.31	-	-	-	-	-	-	33,845.77
2001	32,701.18	-	-	234.88	337.85	-	-	-	-	-	-	32,466.30
2000	40,793.79	-	-	233.08	478.46	-	-	-	-	-	-	40,560.71
TOTAL	318,556.68	-	-	6,273.57	3,779.93	75.17	-	33.54	25.06	279.27	-	312,495.69

**RENTAL MOTOR VEHICLES
2015 TAX SETTLEMENT**


JULY 1, 2015 THROUGH JUNE 30, 2016

JACKSON COUNTY
DEPOSITED

\$ 20,924.92

SYLVA CITY
DEPOSITED

\$ 17,986.34




BRANDI HENSON
JACKSON COUNTY TAX COLLECTOR

**JACKSON COUNTY RENTAL MOTOR VEHICLES
2015 TAX SETTLEMENT**

JULY 1, 2015 THROUGH JUNE 30, 2016

JACKSON COUNTY

MONTH	AMOUNT COLLECTED
Jul-15	\$ 1,927.14
Aug-15	\$ 2,032.97
Sep-15	\$ 1,844.21
Oct-15	\$ 1,871.90
Nov-15	\$ 1,936.12
Dec-15	\$ 1,632.15
Jan-16	\$ 1,682.83
Feb-16	\$ 1,302.20
Mar-16	\$ 1,454.76
Apr-16	\$ 1,599.41
May-16	\$ 1,835.92
Jun-16	\$ 1,805.31
TOTAL DEPOSITED	\$ 20,924.92


BRANDI HENSON
JACKSON COUNTY TAX COLLECTOR

**SYLVA RENTAL MOTOR VEHICLES
2015 TAX SETTLEMENT**

JULY 1, 2015 THROUGH JUNE 30, 2016

SYLVA CITY

MONTH	AMOUNT COLLECTED
Jul-15	\$ 1,699.48
Aug-15	\$ 1,787.88
Sep-15	\$ 1,513.68
Oct-15	\$ 1,607.84
Nov-15	\$ 1,554.90
Dec-15	\$ 1,303.15
Jan-16	\$ 1,487.15
Feb-16	\$ 1,151.38
Mar-16	\$ 1,332.38
Apr-16	\$ 1,411.68
May-16	\$ 1,561.09
Jun-16	\$ 1,575.73
TOTAL DEPOSITED	\$ 17,986.34


BRANDI HENSON
JACKSON COUNTY TAX COLLECTOR

**CASHIERS FIRE DISTRICT
2015 TAX SETTLEMENT**

JULY 1, 2015 THROUGH JUNE 30, 2016

CHARGES:

LEVY	\$ 1,120,199.06
INTEREST	\$ 2,718.59
	<u>\$ 1,122,917.65</u>

CREDITS:

DEPOSITED	\$ 1,099,458.74
RELEASES/WRITEOFF	\$ 296.82
DEBITS & CREDITS	\$ (304.22)
UNCOLLECTED	\$ 23,466.31
	<u>\$ 1,122,917.65</u>


BRANDI HENSON
JACKSON COUNTY TAX COLLECTOR

CASHIERS FIRE DISTRICT 2015 TAX SETTLEMENT

JULY 1, 2015 THROUGH JUNE 30, 2016

MONTH	2015	ADJ. TO	COLLECTIONS		RELEASES	WRITE-OFF	MISC	MISC	OVERPAY	REFUNDS	BALANCE
	LEVY	LEVY	TAX	INTEREST			DEBITS	CREDITS	REFUNDS		
Jul-15	-	-	-	-	-	-	-	-	-	-	-
Aug-15	1,117,488.14	-	231,247.05	-	149.18	16.62	212.47	-	-	-	886,287.76
Sep-15	1,906.69	-	119,567.74	-	-	-	-	-	-	-	768,626.71
Oct-15	-	-	85,438.05	-	-	-	142.34	-	-	-	683,331.00
Nov-15	106.35	-	161,875.13	-	-	-	-	-	-	-	521,562.22
Dec-15	697.88	-	288,286.63	-	-	-	-	-	-	-	233,973.47
Jan-16	-	-	148,912.39	491.16	-	-	-	17.10	-	-	85,043.98
Feb-16	-	-	32,997.66	894.13	-	-	-	-	-	-	52,046.32
Mar-16	-	-	11,387.78	430.57	-	-	-	-	-	-	40,658.54
Apr-16	-	-	7,121.39	312.11	131.02	-	-	-	-	-	33,406.13
May-16	-	-	6,873.37	366.33	-	-	-	33.49	-	-	26,499.27
Jun-16	-	-	3,032.96	224.29	-	-	-	-	-	-	23,466.31
TOTAL	1,120,199.06	-	1,096,740.15	2,718.59	280.20	16.62	354.81	50.59	-	-	23,466.31

Cashiers Fire District - 2015 Billed
Real & Personal \$ 1,120,199.06
\$ 1,120,199.06

Cashiers Fire District - 2015 Balance 06/30/16
Real & Personal \$ 23,466.31
\$ 23,466.31

**TOWN OF DILLSBORO
2015 TAX SETTLEMENT**

JULY 1, 2015 THROUGH JUNE 30, 2016

CHARGES:

LEVY	\$ 88,940.87
INTEREST	277.83
REFUNDS	-
	<hr/>
	\$ 89,218.70

CREDITS:

DEPOSITED	\$ 83,673.20
RELEASES / WRITEOFF	6.12
REFUNDS, DEBITS, CREDITS	-
UNCOLLECTED	5,539.38
	<hr/>
	\$ 89,218.70



BRANDI HENSON
JACKSON COUNTY TAX COLLECTOR

**TOWN OF DILLSBORO
2015 TAX SETTLEMENT**

JULY 1, 2015 THROUGH JUNE 30, 2016

MONTH	2015 LEVY	ADJ. TO LEVY	COLLECTIONS		RELEASES	WRITE-OFF	MISC DEBITS	MISC CREDITS	OVERPAY REFUNDS	REFUNDS	BALANCE
			TAX	INTEREST							
Jul-15	-	-	-	-	-	-	-	-	-	-	-
Aug-15	84,423.11	-	1,556.78	-	-	6.12	-	-	-	-	82,860.21
Sep-15	-	-	6,531.72	-	-	-	-	-	-	-	76,328.49
Oct-15	-	-	5,154.10	-	-	-	-	-	-	-	71,174.39
Nov-15	4,517.76	-	9,983.99	-	-	-	-	-	-	-	65,708.16
Dec-15	-	-	37,290.75	-	-	-	-	-	-	-	28,417.41
Jan-16	-	-	18,777.92	116.48	-	-	-	-	-	-	9,639.49
Feb-16	-	-	2,149.33	58.55	-	-	-	-	-	-	7,490.16
Mar-16	-	-	1,353.49	47.37	-	-	-	-	-	-	6,136.67
Apr-16	-	-	34.84	1.48	-	-	-	-	-	-	6,101.83
May-16	-	-	153.21	7.66	-	-	-	-	-	-	5,948.62
Jun-16	-	-	409.24	46.29	-	-	-	-	-	-	5,539.38
TOTAL	88,940.87	-	83,395.37	277.83	-	6.12	-	-	-	-	5,539.38

Town of Dillsboro - 2015 Billed

Real & Personal \$ 88,940.87
\$ 88,940.87

Town of Dillsboro - 2015 Balance due 06/30/15

Real & Personal \$ 5,539.38
\$ 5,539.38


**TOWN OF DILLSBORO
2015 DELINQUENT TAX SETTLEMENT**

JULY 1, 2015 THROUGH JUNE 30, 2016

YEAR	BALANCE DUE	ADJ TO	COLLECTIONS		RELEASES	WRITE-OFF	MISC.	MISC.	REFUNDS	BALANCE
	July 1, 2015	LEVY	TAX	INTEREST			DEBIT	CREDITS		June 30, 2016
2014	5,538.70	-	3,935.90	366.42	-	-	-	-	-	1,602.80
2013	2,500.28	-	2,254.74	508.63	-	-	-	-	-	245.54
2012	562.34	-	-	-	-	-	-	-	-	562.34
2011	41.82	-	-	-	-	-	-	-	-	41.82
2010	10.08	-	-	-	-	-	-	-	-	10.08
2009	7.05	-	-	-	-	-	-	-	-	7.05
2008	36.92	-	-	-	-	-	-	-	-	36.92
2007	15.99	-	-	-	-	-	-	-	-	15.99
2006	44.20	-	-	-	-	-	-	-	-	44.20
2005	40.84	-	-	-	-	-	-	-	-	40.84
2004	3.62	-	-	-	-	-	-	-	-	3.62
2003	41.88	-	-	-	-	-	-	-	-	41.88
2002	51.93	-	-	-	-	-	-	-	-	51.93
TOTAL	8,843.72	-	6,190.64	875.05	-	-	-	-	-	2,653.08

CHARGES: LEVY \$ 8,843.72
INTEREST 875.05
REFUNDS -
\$ 9,718.77

CREDITS: DEPOSITED \$ 7,065.69
RELEASES -
REFUNDS, DEBITS, CREDITS -
UNCOLLECTED 2,653.08
\$ 9,718.77


BRANDI HENSON
JACKSON COUNTY TAX COLLECTOR

**TOWN OF DILLSBORO FIRE
2015 TAX SETTLEMENT**


JULY 1, 2015 THROUGH JUNE 30, 2016

CHARGES:

LEVY	\$ 12,617.96
INTEREST	42.90
REFUNDS	-
	<hr/>
	\$ 12,660.86

CREDITS:

DEPOSITED	\$ 11,869.87
RELEASES / WRITEOFF	0.88
REFUNDS	-
UNCOLLECTED	790.11
	<hr/>
	\$ 12,660.86


BRANDI HENSON
JACKSON COUNTY TAX COLLECTOR

**TOWN OF DILLSBORO FIRE
2015 TAX SETTLEMENT**

JULY 1, 2015 THROUGH JUNE 30, 2016

MONTH	2015 LEVY	ADJ. TO LEVY	COLLECTIONS		RELEASES	WRITE-OFF	MISC DEBITS	MISC CREDITS	OVERPAY REFUNDS	REFUNDS	BALANCE
			TAX	INTEREST							
Jul-15	-	-	-	-	-	-	-	-	-	-	-
Aug-15	12,008.09	-	222.39	-	-	0.88	-	-	-	-	11,784.82
Sep-15	-	-	827.95	-	-	-	-	-	-	-	10,956.87
Oct-15	-	-	785.76	-	-	-	-	-	-	-	10,171.11
Nov-15	609.87	-	1,426.29	-	-	-	-	-	-	-	9,354.69
Dec-15	-	-	5,264.08	-	-	-	-	-	-	-	4,090.61
Jan-16	-	-	2,466.30	16.65	-	-	-	-	-	-	1,624.31
Feb-16	-	-	546.91	10.78	-	-	-	-	-	-	1,077.40
Mar-16	-	-	191.14	6.77	-	-	-	-	-	-	886.26
Apr-16	-	-	4.98	0.21	-	-	-	-	-	-	881.28
May-16	-	-	54.02	1.83	-	-	-	-	-	-	827.26
Jun-16	-	-	37.15	6.66	-	-	-	-	-	-	790.11
TOTAL	12,617.96	-	11,826.97	42.90	-	0.88	-	-	-	-	790.11

Town of Dillsboro Fire Tax - 2015 Billed

Real & Personal \$ 12,617.96

\$ 12,617.96

Town of Dillsboro Fire Tax - 2015 Balance due 06/30/16

Real & Personal \$ 790.11

\$ 790.11


**TOWN OF DILLSBORO FIRE
2015 DELINQUENT TAX SETTLEMENT**

JULY 1, 2015 THROUGH JUNE 30, 2016

YEAR	BALANCE DUE	ADJ TO	COLLECTIONS		RELEASES	WRITE-OFF	MISC.	MISC.	REFUNDS	BALANCE
	July 1, 2015	LEVY	TAX	INTEREST			DEBIT	CREDITS		
2014	791.25	-	562.27	52.34	-	-	-	-	-	228.98
2013	383.26	-	344.83	79.02	-	-	-	-	-	38.43
2012	80.34	-	-	-	-	-	-	-	-	80.34
2011	2.17	-	-	-	-	-	-	-	-	2.17
2010	1.44	-	-	-	-	-	-	-	-	1.44
2009	1.01	-	-	-	-	-	-	-	-	1.01
2008	7.60	-	-	-	-	-	-	-	-	7.60
2007	2.01	-	-	-	-	-	-	-	-	2.01
TOTAL	1,269.08	-	907.10	131.36	-	-	-	-	-	361.98

CHARGES: LEVY \$ 1,269.08
INTEREST 131.36
REFUNDS -
\$ 1,400.44

CREDITS: DEPOSITED \$ 1,038.46
RELEASES -
REFUNDS, DEBITS, CREDITS -
UNCOLLECTED 361.98
\$ 1,400.44



BRANDI HENSON
JACKSON COUNTY TAX COLLECTOR

VILLAGE OF FOREST HILLS
2015 TAX SETTLEMENT

JULY 1, 2015 THROUGH JUNE 30, 2016

CHARGES:

LEVY	\$ 54,649.79
INTEREST	\$ 168.18
	<u>\$ 54,817.97</u>

CREDITS:

DEPOSITED	\$ 51,378.57
RELEASES/WRITEOFF	\$ 25.10
UNCOLLECTED	\$ 3,414.30
	<u>\$ 54,817.97</u>


BRANDI HENSON
JACKSON COUNTY TAX COLLECTOR

**VILLAGE OF FOREST HILLS
2015 TAX SETTLEMENT**

JULY 1, 2015 THROUGH JUNE 30, 2016

	2015	ADJ. TO	COLLECTIONS				MISC	MISC	OVERPAY		
MONTH	LEVY	LEVY	TAX	INTEREST	RELEASES	WRITE-OFF	DEBITS	CREDITS	REFUNDS	REFUNDS	BALANCE
Jul-15	-	-	-	-	-	-	-	-	-	-	-
Aug-15	54,602.71	-	7,543.85	-	21.00	4.10	-	-	-	-	47,033.76
Sep-15	-	-	4,400.62	-	-	-	-	-	-	-	42,633.14
Oct-15	-	-	4,063.77	-	-	-	-	-	-	-	38,569.37
Nov-15	47.08	-	8,444.98	-	-	-	-	-	-	-	30,171.47
Dec-15	-	-	19,035.69	-	-	-	-	-	-	-	11,135.78
Jan-16	-	-	3,365.21	-	-	-	-	-	-	-	7,770.57
Feb-16	-	-	1,668.89	54.74	-	-	-	-	-	-	6,101.68
Mar-16	-	-	1,338.19	49.24	-	-	-	-	-	-	4,763.49
Apr-16	-	-	749.17	31.56	-	-	-	-	-	-	4,014.32
May-16	-	-	570.68	30.95	-	-	-	-	-	-	3,443.64
Jun-16	-	-	29.34	1.69	-	-	-	-	-	-	3,414.30
TOTAL	54,649.79	-	51,210.39	168.18	21.00	4.10	-	-	-	-	3,414.30

Village of Forest Hills - 2015 Billed
Real & Personal \$ 54,649.79
\$ 54,649.79

Village of Forest Hills - 2015 Balance 06/30/16
Real & Personal \$ 3,414.30
\$ 3,414.30


**VILLAGE OF FOREST HILLS
2015 DELINQUENT TAX SETTLEMENT**

JULY 1, 2015 THROUGH JUNE 30, 2016

	BALANCE DUE	ADJ TO	COLLECTIONS				MISC.	MISC.		BALANCE
YEAR	July 1, 2015	LEVY	TAX	INTEREST	RELEASES	WRITE-OFF	DEBIT	CREDITS	REFUNDS	June 30, 2016
2014	4,027.23	-	809.26	72.76	-	-	-	-	-	3,217.97
2013	477.50	-	-	-	-	-	-	-	-	477.50
2012	409.35	-	-	-	-	-	-	-	-	409.35
2011	272.89	-	-	-	-	-	-	-	-	272.89
2010	272.89	-	-	-	-	-	-	-	-	272.89
2009	272.89	-	-	-	-	-	-	-	-	272.89
2008	272.89	-	-	-	-	-	-	-	-	272.89
2007	32.60	-	-	-	-	-	-	-	-	32.60
2006	23.70	-	-	-	-	-	-	-	-	23.70
2005	26.09	-	-	-	-	-	-	-	-	26.09
2004	25.05	-	-	-	-	-	-	-	-	25.05
2003	7.08	-	-	-	-	-	-	-	-	7.08
2002	21.38	-	-	-	-	-	-	-	-	21.38
2001	52.59	-	-	-	-	-	-	-	-	52.59
2000	17.49	-	-	-	-	-	-	-	-	17.49
TOTAL	6,211.62	-	809.26	72.76	-	-	-	-	-	5,402.36

CHARGES: LEVY \$ 6,211.62
INTEREST 72.76
REFUNDS 0.00
\$ 6,284.38

CREDITS: DEPOSITED \$ 882.02
RELEASES -
REFUNDS, DEBIT, CREDIT 0.00
UNCOLLECTED 5,402.36
\$ 6,284.38



BRANDI HENSON
JACKSON COUNTY TAX COLLECTOR

**HIGHLANDS FIRE DISTRICT
2015 TAX SETTLEMENT**

JULY 1, 2015 THROUGH JUNE 30, 2016

CHARGES:

LEVY	\$	34,057.02
INTEREST	\$	95.54
	\$	<u>34,152.56</u>

CREDITS:

DEPOSITED	\$	34,015.47
RELEASES/WRITEOFF	\$	0.05
DEBITS & CREDITS	\$	(51.05)
UNCOLLECTED	\$	188.09
	\$	<u>34,152.56</u>


BRANDI HENSON
JACKSON COUNTY TAX COLLECTOR

HIGHLANDS FIRE DISTRICT 2015 TAX SETTLEMENT

JULY 1, 2015 THROUGH JUNE 30, 2016

MONTH	2015	ADJ. TO	COLLECTIONS		RELEASES	WRITE-OFF	MISC	MISC	OVERPAY	REFUNDS	BALANCE
	LEVY	LEVY	TAX	INTEREST			DEBITS	CREDITS	REFUNDS		
Jul-15	-	-	-	-	-	-	-	-	-	-	-
Aug-15	34,011.62	-	10,937.05	-	-	0.05	-	-	-	-	23,074.52
Sep-15	-	-	2,496.20	-	-	-	-	-	-	-	20,578.32
Oct-15	-	-	3,302.95	-	-	-	-	-	-	-	17,275.37
Nov-15	45.40	-	2,572.08	-	-	-	-	-	-	-	14,748.69
Dec-15	-	-	8,490.56	-	-	-	-	-	-	-	6,258.13
Jan-16	-	-	4,021.70	23.99	-	-	-	-	-	-	2,236.43
Feb-16	-	-	609.62	15.79	-	-	-	-	-	-	1,626.81
Mar-16	-	-	191.49	12.14	-	-	-	-	-	-	1,435.32
Apr-16	-	-	156.96	16.64	-	-	-	-	-	-	1,278.36
May-16	-	-	91.06	6.39	-	-	51.05	-	-	-	1,238.35
Jun-16	-	-	1,050.26	20.59	-	-	-	-	-	-	188.09
TOTAL	34,057.02	-	33,919.93	95.54	-	0.05	51.05	-	-	-	188.09

Cashiers Fire District - 2015 Billed
Real & Personal \$ 34,057.02
\$ 34,057.02

Cashiers Fire District - 2015 Balance 06/30/16
Real & Personal \$ 188.09
\$ 188.09

**TOWN OF HIGHLANDS
2015 TAX SETTLEMENT**

JULY 1, 2015 THROUGH JUNE 30, 2016

CHARGES:

LEVY	\$ 156,104.78
INTEREST	\$ 1,160.18
	<u>\$ 157,264.96</u>

CREDITS:

DEPOSITED	\$ 155,229.98
RELEASES/WRITE OFF	\$ -
UNCOLLECTED	\$ 2,034.98
	<u>\$ 157,264.96</u>


BRANDI HENSON
JACKSON COUNTY TAX COLLECTOR

TOWN OF HIGHLANDS 2015 TAX SETTLEMENT

JULY 1, 2015 THROUGH JUNE 30, 2016

MONTH	2015	ADJ. TO	COLLECTIONS		RELEASES	WRITE-OFF	MISC	MISC	OVERPAY	REFUNDS	BALANCE
	LEVY	LEVY	TAX	INTEREST			DEBITS	CREDITS	REFUNDS		
Jul-15	-	-	-	-	-	-	-	-	-	-	-
Aug-15	155,360.25	-	50,150.94	-	-	-	-	-	-	-	105,209.31
Sep-15	-	-	7,897.03	-	-	-	-	-	-	-	97,312.28
Oct-15	-	-	6,725.58	-	-	-	-	-	-	-	90,586.70
Nov-15	744.53	-	6,946.11	-	-	-	-	-	-	-	84,385.12
Dec-15	-	-	35,449.08	-	-	-	-	-	-	-	48,936.04
Jan-16	-	-	23,687.33	349.55	-	-	-	-	-	-	25,248.71
Feb-16	-	-	5,989.46	164.71	-	-	-	-	-	-	19,259.25
Mar-16	-	-	-	112.91	-	-	-	-	-	-	19,259.25
Apr-16	-	-	-	100.07	-	-	-	-	-	-	19,259.25
May-16	-	-	-	95.14	-	-	-	-	-	-	19,259.25
Jun-16	-	-	17,224.27	337.80	-	-	-	-	-	-	2,034.98
TOTAL	156,104.78	-	154,069.80	1,160.18	-	-	-	-	-	-	2,034.98

Town of Highlands - 2015 Billed
 Real & Personal \$ 156,104.78
 \$ 156,104.78

Town of Highlands - 2015 - Balance due 06/30/16
 Real & Personal \$ 2,034.98
 \$ 2,034.98

**TOWN OF HIGHLANDS
2015 DELINQUENT TAX SETTLEMENT**

JULY 1, 2015 THROUGH JUNE 30, 2016

	BALANCE DUE	ADJ TO	COLLECTIONS				MISC	MISC		BALANCE
YEAR	July 1, 2015	LEVY	TAX	INTEREST	RELEASES	WRITE-OFF	DEBIT	CREDITS	REFUNDS	June 30, 2016
2014	569.64	-	352.52	25.56	-	-	-	-	-	217.12
2013	192.78	-	-	-	-	-	-	-	-	192.78
2012	267.64	-	267.64	85.64	-	-	-	-	-	-
TOTAL	1,030.06	-	620.16	111.20	-	-	-	-	-	409.90

CHARGES:	LEVY	\$ 1,030.06
	INTEREST	111.20
	REFUNDS	\$ -
		<u>\$ 1,141.26</u>

CREDITS:	DEPOSITED	\$ 731.36
	REFUNDS	\$ -
	UNCOLLECTED	409.90
		<u>\$ 1,141.26</u>


 BRANDI HENSON
 JACKSON COUNTY TAX COLLECTOR

**TOWN OF SYLVA
2015 TAX SETTLEMENT**

APRIL 1, 2015 THROUGH JUNE 30, 2016

CHARGES:

2015 LEVY	\$ 466.51
INTEREST	\$ -
	<hr/>
	\$ 466.51

CREDITS:

2015 DEPOSITED	\$ 466.51
RELEASES/WRITEOFF	\$ -
UNCOLLECTED	\$ -
	<hr/>
	\$ 466.51



BRANDI HENSON
JACKSON COUNTY TAX COLLECTOR

**TOWN OF SYLVA
2015 DELINQUENT TAX SETTLEMENT**

JULY 1, 2015 THROUGH JUNE 30, 2016

YEAR	BALANCE DUE	ADDED	ADJ TO	COLLECTIONS		RELEASES	WRITE-OFF	MISC.	MISC.	REFUNDS	BALANCE
	July 1, 2015	LEVY	LEVY	TAX	INTEREST			DEBIT	CREDITS		JUNE 30, 2016
2013	1,443.06	-	-	47.05	23.29	-	-	-	-	-	1,396.01
2012	1,326.35	-	-	74.76	25.25	-	-	-	-	-	1,251.59
2011	1,033.73	-	-	14.22	5.62	-	-	-	-	-	1,019.51
2010	934.11	-	-	47.91	22.50	-	-	-	-	-	886.20
2009	1,066.87	-	-	13.41	15.93	-	-	-	-	-	1,053.46
2008	1,354.12	-	-	63.23	41.22	-	-	-	-	-	1,290.89
2007	2,458.29	-	-	-	-	-	-	-	-	-	2,458.29
2006	2,221.33	-	-	82.56	73.84	-	-	-	-	-	2,138.77
2005	1,383.93	-	-	-	-	-	-	-	-	-	1,383.93
2004	1,677.82	-	-	-	-	-	-	-	-	-	1,677.82
2003	1,686.53	-	-	10.08	10.94	-	-	-	-	-	1,676.45
2002	1,486.68	-	-	-	-	-	-	-	-	-	1,486.68
2001	1,585.90	-	-	-	-	-	-	-	-	-	1,585.90
2000	2,127.02	-	-	-	24.05	-	-	-	-	-	2,127.02
TOTAL	21,785.74	-	-	353.22	242.64	-	-	-	-	-	21,432.52

CHARGES: LEVY \$ 21,785.74
INTEREST 242.64
REFUNDS 0.00
\$ 22,028.38

CREDITS: DEPOSITED \$ 595.86
RELEASES -
REFUNDS, DEBITS, CREDITS 0.00
UNCOLLECTED 21,432.52
\$ 22,028.38

Brandi Henson

BRANDI HENSON
JACKSON COUNTY TAX COLLECTOR

**TOWN OF WEBSTER
2015 TAX SETTLEMENT**


JULY 1, 2015 THROUGH JUNE 30, 2016

CHARGES:

LEVY	\$ 27,877.05
INTEREST	63.10
REFUNDS	-
	<u>\$ 27,940.15</u>

CREDITS:

DEPOSITED	\$ 27,427.12
RELEASES & WRITE OFF	0.35
REFUNDS	-
UNCOLLECTED	512.68
	<u>\$ 27,940.15</u>



BRANDI HENSON
JACKSON COUNTY TAX COLLECTOR

**TOWN OF WEBSTER
2015 TAX SETTLEMENT**

JULY 1, 2015 THROUGH JUNE 30, 2016

MONTH	2015 LEVY	ADJ TO LEVY	COLLECTIONS		RELEASES	WRITE-OFF	MISC DEBITS	MISC CREDITS	OVERPAY REFUNDS	REFUNDS	BALANCE
			TAX	INTEREST							
Jul-15	-	-	-	-	-	-	-	-	-	-	-
Aug-15	27,330.59	-	1,506.38	-	-	0.35	-	-	-	-	25,823.86
Sep-15	-	-	1,037.97	-	-	-	-	-	-	-	24,785.89
Oct-15	-	-	1,405.30	-	-	-	-	-	-	-	23,380.59
Nov-15	546.46	-	4,559.67	-	-	-	-	-	-	-	19,367.38
Dec-15	-	-	11,767.24	-	-	-	-	-	-	-	7,600.14
Jan-16	-	-	5,559.47	2.89	-	-	-	-	-	-	2,040.67
Feb-16	-	-	607.85	21.29	-	-	-	-	-	-	1,432.82
Mar-16	-	-	494.36	19.29	-	-	-	-	-	-	938.46
Apr-16	-	-	245.78	7.70	-	-	-	-	-	-	692.68
May-16	-	-	-	0.79	-	-	-	-	-	-	692.68
Jun-16	-	-	180.00	11.14	-	-	-	-	-	-	512.68
TOTAL	27,877.05	-	27,364.02	63.10	-	0.35	-	-	-	-	512.68

Town of Webster - 2014 Billed

Real & Personal \$ 27,877.05
\$ 27,877.05

Town of Webster - 2014 Balance due 06/30/15

Real & Personal \$ 512.68
\$ 512.68

**TOWN OF WEBSTER
2015 DELINQUENT TAX SETTLEMENT**

JULY 1, 2015 THROUGH JUNE 30, 2016

	BALANCE DUE	ADJ TO	COLLECTIONS				MISC.	MISC.		BALANCE
YEAR	July 1, 2015	LEVY	TAX	INTEREST	RELEASES	WRITE-OFF	DEBIT	CREDITS	REFUNDS	June 30, 2016
2014	950.83	-	640.51	66.78	-	-	-	-	-	310.32
2013	293.88	-	123.92	26.46	-	-	-	-	-	169.96
2012	3.87	-	-	-	-	-	-	-	-	3.87
2011	174.65	-	-	21.01	-	-	-	-	-	174.65
2010	31.24	-	-	-	-	-	-	-	-	31.24
2009	6.99	-	-	-	-	-	-	-	-	6.99
2008	2.77	-	-	-	-	-	-	-	-	2.77
2007	30.76	-	-	-	-	-	-	-	-	30.76
2006	27.96	-	5.90	5.34	-	-	-	-	-	22.06
2005	38.91	-	-	-	-	-	-	-	-	38.91
2004	17.47	-	-	-	-	-	-	-	-	17.47
2003	16.67	-	-	-	-	-	-	-	-	16.67
2002	49.85	-	-	-	-	-	-	-	-	49.85
2001	49.76	-	-	-	-	-	-	-	-	49.76
2000	13.76	-	-	-	-	-	-	-	-	13.76
TOTAL	758.54	-	129.82	52.81	-	-	-	-	-	628.72

CHARGES: LEVY \$ 758.54
INTEREST 52.81
\$ 811.35

CREDITS: DEPOSITED \$ 182.63
CREDITS -
UNCOLLECTED \$ 628.72
\$ 811.35

Brandi Henson

BRANDI HENSON
JACKSON COUNTY TAX COLLECTOR

ALL BILLS

Levy Year : 2016											
Code	Beginning Balance	Levy Added	Payments	Discounts	Released & Refunds	Db/Cr & Write-Off	ACCOUNTS RECEIVABLE	COLL PCT	Interest Paid	Total Deposits	
FS1	0.00	257.59	-257.59✓	0.00	0.00	0.00	0.00	100.00%	-14.76✓	-272.35	
GO1	0.00	25982.55	-25982.55✓	0.00	0.00	0.00	0.00	100.00%	-3559.54✓	-29542.09	
	0.00	36240.14	-26240.14	0.00	0.00	0.00	0.00	100.00%	-3574.30	-29914.44	
Levy year : 2015											
A01	0.00	13252.00	-4909.50	0.00	-12.00	0.00	8330.50	37.14%	-46.97	-4956.47	
ATT	0.00	35879.05	-35879.05	0.00	0.00	0.00	0.00	100.00%	-12.60	-35891.65	
DO1	0.00	88940.87	-83395.37✓	0.00	0.00	-6.12	5539.38	93.77%	-277.83✓	-83673.20	
DO2	0.00	12617.96	-11826.97✓	0.00	0.00	-0.88	790.11	93.74%	-42.90✓	-11869.87	
FO1	0.00	54649.79	-51210.39✓	0.00	-21.00	-4.10	3414.30	93.75%	-168.18✓	-51378.57	
FS1	0.00	1120199.06	-1096740.15✓	0.00	-280.20	287.60	23466.31	97.91%	-2718.59✓	-1099458.74	
FS2	0.00	34037.02	-33919.93✓	0.00	0.00	31.00	188.09	99.43%	-95.54✓	-34015.47	
GO1	3967.82	32089512.72	-31494831.38✓	0.00	219118.06	10333.45	824100.67	97.43%	-117387.18	-31612218.56	150,617.61✓
GAR	0.00	437.00	-274.57	0.00	0.00	0.00	182.43	60.08%	-0.12	-274.69	
HO1	0.00	156104.78	-154069.80✓	0.00	0.00	0.00	2034.98	98.70%	-1160.18✓	-155229.98	
LO1	0.00	1873723.00	-1783470.27✓	0.00	-19333.80	14.84	70433.77	96.24%	-6794.16✓	-1790264.43	
MO1	0.00	91.14	-91.14✓	0.00	0.00	0.00	0.00	100.00%	0.00	-91.14	
RC1	0.00	173.00	-106.67	0.00	0.00	0.00	68.33	60.95%	-0.95	-107.62	
SO1	0.00	97.65	-97.65✓	0.00	0.00	0.00	0.00	100.00%	0.00	-97.65	
WO1	0.00	27877.05	-27364.02✓	0.00	0.00	-0.36	512.68	99.16%	-63.10✓	-27427.12	
	3967.82	35507634.09	-34778186.86	0.00	194971.06	10675.44	939061.55	97.36%	-128768.30	-34906955.16	
Levy year : 2014											
A01	9712.85	0.00	-4583.57	0.00	-4.00	8.09	5133.37	47.15%	-282.04	-4865.61	
ATT	5306.34	57785.38	-51522.92	0.00	0.00	4330.39	17099.51	73.40%	0.00	-51522.92	
DO1	5538.70	0.00	-3935.90✓	0.00	0.00	0.00	1602.80	71.06%	-366.42✓	-4302.32	
DO2	791.25	0.00	-562.27✓	0.00	0.00	0.00	228.98	71.06%	-52.34✓	-614.61	
FO1	4027.23	0.00	-809.25✓	0.00	0.00	0.00	3217.97	20.09%	-72.76✓	-882.02	
GO1	1043287.80	134.74	-860648.04✓	0.00	1174.07	-1078.38	482870.24	53.72%	-54697.58	-615505.62	111,374.60✓
GAR	5.00	98.00	-103.00	0.00	0.00	0.00	0.00	100.00%	-0.30	-103.30	
HO1	569.64	0.00	-352.52✓	0.00	0.00	0.00	217.12	61.88%	-25.56✓	-379.08	
LO1	81507.29	84.00	-41137.83✓	0.00	0.00	68.91	40522.37	50.33%	-4256.85✓	-45394.68	
MO1	105.28	0.00	-45.72✓	0.00	0.00	0.00	59.56	43.43%	-7.86✓	-53.58	
RC	0.00	25.00	-25.00	0.00	0.00	0.00	0.00	100.00%	-0.19	-25.19	
SO1	0.00	0.00	0.00	0.00	0.00	0.00	0.00	0.00%	0.00	0.00	
WO1	950.83	0.00	-640.51✓	0.00	0.00	0.00	310.32	67.36%	-66.78✓	-707.29	
	1153002.23	58127.44	-664366.54	0.00	1170.07	3329.04	551262.24	54.45%	-59988.68	-724355.22	

ALL BILLS

Levy Year : 2013										
Code	Beginning Balance	Levy Added	Payments	Discounts	Releases & Refunds	Db/Cr & Write-Off	ACCOUNTS RECEIVABLE	COLL PCT	Interest Paid	Total Deposits
A01	5594.10	0.00	-1915.14	0.00	0.00	16.98	3691.94	34.00%	-281.52	-2194.64
ATT	1809.60	0.00	-150.33	0.00	0.00	0.00	1659.27	8.31%	0.00	-150.33
DO1	2500.28	0.00	-2354.74	0.00	0.00	0.00	245.54	90.15%	-508.63	-2743.37
DO2	383.24	0.00	-344.83	0.00	0.00	0.00	38.43	89.97%	-79.02	-423.85
FO1	477.50	0.00	0.00	0.00	0.00	0.00	477.50	0.00%	0.00	0.00
GO1	540321.64	202.52	-225240.65	0.00	445.05	655.75	316385.33	41.47%	-44782.86	-270023.51
GAR	5.00	87.00	-89.00	0.00	0.00	0.00	3.00	76.74%	-0.24	-89.24
HO1	192.78	0.00	0.00	0.00	0.00	0.00	192.78	0.00%	0.00	0.00
LO1	45982.50	0.00	-19700.48	0.00	0.00	168.00	26450.02	42.48%	-3641.69	-23342.17
MO1	16000.33	0.00	-1279.62	0.00	-0.32	0.00	14720.41	8.00%	-293.85	-1573.51
RC	50.00	25.00	-50.00	0.00	0.00	0.00	25.00	66.67%	-2.81	-52.81
RC1	25.00	0.00	-25.00	0.00	0.00	0.00	0.00	100.00%	-1.12	-26.12
SO1	1443.06	0.00	-47.05	0.00	0.00	0.00	1396.01	3.26%	-23.29	-70.34
WO1	293.88	0.00	-123.92	0.00	0.00	0.00	149.96	42.17%	-26.46	-150.38
	413078.97	314.52	-251220.74	0.00	441.73	840.73	365435.19	40.61%	-49641.53	-300862.29
Levy year : 2012										
A01	3905.36	0.00	-1074.38	0.00	-4.00	26.20	2853.18	24.74%	-254.61	-1328.99
ATI	0.00	0.00	0.00	0.00	0.00	0.00	0.00	0.00%	0.00	0.00
ATT	12686.95	0.00	-1072.18	0.00	0.00	0.00	11614.77	8.45%	0.00	-1072.18
DO1	562.34	0.00	0.00	0.00	0.00	0.00	562.34	0.00%	0.00	0.00
DO2	80.34	0.00	0.00	0.00	0.00	0.00	80.34	0.00%	0.00	0.00
FO1	409.35	0.00	0.00	0.00	0.00	0.00	409.35	0.00%	0.00	0.00
GO1	367081.98	0.00	-114862.24	0.00	-113.09	733.68	252820.33	31.12%	-32304.30	-147166.54
GAR	141.04	20.00	-35.04	0.00	0.00	0.00	126.00	21.76%	-2.73	-37.77
HO1	267.64	0.00	-267.64	0.00	0.00	0.00	0.00	100.00%	-85.64	-353.28
LO1	27151.66	0.00	-8733.73	0.00	0.00	84.00	18501.93	31.86%	-2555.14	-11288.89
MO1	17491.41	0.00	-1058.16	0.00	102.38	8.48	16544.01	5.42%	-294.07	-1352.23
RC	25.00	25.00	0.00	0.00	0.00	0.00	50.00	0.00%	-2.06	-2.06
RC2	0.00	0.00	0.00	0.00	0.00	0.00	0.00	0.00%	0.00	0.00
SO1	1326.35	0.00	-74.76	0.00	0.00	0.00	1251.59	5.64%	-25.25	-100.01
WO1	3.87	0.00	0.00	0.00	0.00	0.00	3.87	0.00%	0.00	0.00
	431113.29	45.00	-127178.13	0.00	14.91	852.36	304817.71	29.30%	-35523.82	-162701.95
Levy year : 2011										
A01	2460.68	0.00	-605.11	0.00	-4.00	4.00	1855.57	24.59%	-188.87	-793.98
ATI	0.00	0.00	0.00	0.00	0.00	0.00	0.00	0.00%	0.00	0.00
ATT	1767.54	0.00	-500.00	0.00	0.00	0.00	1267.54	28.29%	0.00	-500.00
DO1	41.82	0.00	0.00	0.00	0.00	0.00	41.82	0.00%	0.00	0.00
DO2	2.17	0.00	0.00	0.00	0.00	0.00	2.17	0.00%	0.00	0.00
FO1	272.89	0.00	0.00	0.00	0.00	0.00	272.89	0.00%	0.00	0.00

ALL BILLS

Levy Year : 2011 (continued)											
Code	Beginning Balance	Levy Added	Payments	Discounts	Released Refunds	Db/Cr & Write-Off	ACCOUNTS RECEIVABLE	COLL PCT	Interest Paid	Total Deposits	
GO1	257290.66	0.00	-93175.15 ✓	0.00	-113.00	381.92	164384.33	36.11%	-40353.26	-133520.42	41,097.79 ✓
GAR	18.00	23.00	-23.00	0.00	0.00	0.00	18.00	56.10%	-0.11	-23.11	
HO1	0.00	0.00	0.00	0.00	0.00	0.00	0.00	0.00%	0.00	0.00	
LO1	19227.11	0.00	-5470.14 ✓	0.00	0.00	84.00	13840.97	28.01%	-1867.42 ✓	-7337.56	
HO1	13481.27	0.00	-607.21 ✓	0.00	0.00	0.00	12874.06	4.50%	-245.82 ✓	-853.03	
RC	75.00	0.00	-25.00	0.00	0.00	0.00	50.00	33.33%	-2.44	-27.44	
SO1	1033.73	0.00	-14.22 ✓	0.00	0.00	0.00	1019.51	1.38%	-5.62 ✓	-17.84	
WO1	174.65	0.00	0.00	0.00	0.00	0.00	174.65	0.00%	-31.01 ✓	-21.01	
=====											
	275845.52	93.00	-100419.84	0.00	-113.00	469.92	195801.51	33.82%	-42684.55	-143104.39	
Levy year : 2010											
AO1	2034.90	0.00	-367.32	0.00	-4.00	4.00	1667.58	18.03%	-151.54	-518.86	
ATT	0.00	0.00	0.00	0.00	0.00	0.00	0.00	0.00%	0.00	0.00	
DO1	10.08	0.00	0.00	0.00	0.00	0.00	10.08	0.00%	0.00	0.00	
DO2	1.44	0.00	0.00	0.00	0.00	0.00	1.44	0.00%	0.00	0.00	
FO1	272.89	0.00	0.00	0.00	0.00	0.00	272.89	0.00%	0.00	0.00	
GO1	173426.26	0.00	-38661.22 ✓	0.00	-113.00	461.92	135113.87	22.09%	-16285.37	-54946.59	10,010.03 ✓
GAR	24.00	65.00	-5.00	0.00	0.00	0.00	83.00	6.74%	-0.40	-6.40	
HO1	0.00	0.00	0.00	0.00	0.00	0.00	0.00	0.00%	0.00	0.00	
LO1	17973.12	0.00	-3547.76 ✓	0.00	0.00	84.00	14509.36	19.27%	-1479.04 ✓	-5026.80	
HO1	11823.78	0.00	-829.02 ✓	0.00	107.45	0.00	11102.21	6.10%	-387.51 ✓	-1216.53	
RC	0.00	0.00	0.00	0.00	0.00	0.00	0.00	0.00%	0.00	0.00	
SO1	934.11	0.00	-47.91 ✓	0.00	0.00	0.00	886.20	5.13%	-22.50 ✓	-70.41	
WO1	31.24	0.00	0.00	0.00	0.00	0.00	31.24	0.00%	0.00	0.00	
=====											
	206533.82	65.00	-43459.29	0.00	-9.64	549.92	162679.87	20.77%	-18326.36	-61785.59	
Levy year : 2009											
AO1	1544.55	0.00	-293.10	0.00	-4.00	4.00	1251.45	19.08%	-137.64	-432.74	
DO1	7.05	0.00	0.00	0.00	0.00	0.00	7.05	0.00%	0.00	0.00	
DO2	1.01	0.00	0.00	0.00	0.00	0.00	1.01	0.00%	0.00	0.00	
FO1	272.89	0.00	0.00	0.00	0.00	0.00	272.89	0.00%	0.00	0.00	
GO1	149650.53	0.00	-30025.57 ✓	0.00	-126.07	381.92	119880.81	19.89%	-18143.83	-48169.40	18,007.32 ✓
GAR	8.00	5.00	-5.00	0.00	0.00	0.00	8.00	38.46%	0.00	-5.00	
HO1	0.00	0.00	0.00	0.00	0.00	0.00	0.00	0.00%	0.00	0.00	
LO1	15315.84	0.00	-2385.10 ✓	0.00	-168.00	84.00	12846.74	16.12%	-1037.72 ✓	-3422.82	
HO1	11596.96	0.00	-271.83 ✓	0.00	44.80	0.00	11269.93	2.82%	-213.96 ✓	-585.79	
RC	25.00	0.00	-25.00	0.00	0.00	0.00	0.00	100.00%	-0.75	-25.75	
SO1	1066.87	0.00	-13.41 ✓	0.00	0.00	0.00	1053.46	1.26%	-15.93 ✓	-29.34	
WO1	6.99	0.00	0.00	0.00	0.00	0.00	6.99	0.00%	0.00	0.00	
=====											
	179497.69	5.00	-33121.01	0.00	-253.27	469.92	146598.33	18.33%	-19549.83	-52670.84	

ALL BILLS

Levy Year : 2008											
Code	Beginning Balance	Levy Added	Payments	Discounts	Released & Forfeited	Off-Set & Credits	ACCOUNTS RECEIVABLE	COLL. PCT	Interest Paid	Total Deposits	
A01	1028.00	0.00	-189.37	0.00	0.00	4.00	842.63	18.03%	-110.97	-300.34	
D01	34.92	0.00	0.00	0.00	0.00	0.00	34.92	0.00%	0.00	0.00	
D02	7.60	0.00	0.00	0.00	0.00	0.00	7.60	0.00%	0.00	0.00	
F01	272.89	0.00	0.00	0.00	0.00	0.00	272.89	0.00%	0.00	0.00	
G01	74946.89	0.00	-17592.71	0.00	0.00	391.92	57736.09	22.96%	-10792.74	-28385.47	11,093.10
GAR	26.00	3.00	0.00	0.00	0.00	0.00	29.00	0.00%	0.00	0.00	
H01	0.00	0.00	0.00	0.00	0.00	0.00	0.00	0.00%	0.00	0.00	
L01	7203.09	0.00	-1270.47	0.00	0.00	0.00	6018.62	14.47%	-673.09	-1943.55	
M01	14487.35	0.00	-300.36	0.00	0.00	0.00	14186.99	1.82%	-206.52	-506.88	
RC	50.00	0.00	0.00	0.00	0.00	0.00	50.00	0.00%	0.00	0.00	
S01	1354.12	0.00	-63.23	0.00	0.00	0.00	1290.89	4.67%	-41.22	-104.45	
W01	2.77	0.00	0.00	0.00	0.00	0.00	2.77	0.00%	0.00	0.00	

	101417.62	3.00	-19416.14	0.00	0.00	439.92	82474.40	18.68%	-11824.55	-31240.69	
Levy year : 2007											
A01	661.54	0.00	-89.54	0.00	0.00	4.00	572.00	13.54%	-65.77	-155.31	
D01	15.99	0.00	0.00	0.00	0.00	0.00	15.99	0.00%	0.00	0.00	
D02	2.01	0.00	0.00	0.00	0.00	0.00	2.01	0.00%	0.00	0.00	
F01	32.60	0.00	0.00	0.00	0.00	0.00	32.60	0.00%	0.00	0.00	
G01	45006.13	0.00	-3299.04	0.00	0.00	255.60	59873.41	7.90%	-4187.91	-9466.55	4322.82
GAR	43.00	0.00	0.00	0.00	0.00	0.00	63.00	0.00%	0.00	0.00	
L01	11129.59	0.00	-750.58	0.00	0.00	60.00	10459.01	6.03%	-593.85	-1344.43	
M01	25267.30	0.00	-278.66	0.00	0.00	0.00	24988.64	1.12%	-187.34	-466.00	
RC	75.00	0.00	0.00	0.00	0.00	0.00	75.00	0.00%	0.00	0.00	
S01	2458.29	0.00	0.00	0.00	0.00	0.00	2458.29	0.00%	0.00	0.00	
W01	30.74	0.00	0.00	0.00	0.00	0.00	30.74	0.00%	0.00	0.00	

	104742.21	0.00	-6417.82	0.00	0.00	339.60	98565.31	5.90%	-5014.47	-11432.29	
Levy year : 2006											
A01	519.97	0.00	-78.97	0.00	0.00	4.00	444.00	14.61%	-56.50	-132.47	
D01	44.20	0.00	0.00	0.00	0.00	0.00	44.20	0.00%	0.00	0.00	
D02	0.00	0.00	0.00	0.00	0.00	0.00	0.00	0.00%	0.00	0.00	
F01	23.70	0.00	0.00	0.00	0.00	0.00	23.70	0.00%	0.00	0.00	
G01	24147.16	0.00	-2503.62	0.00	0.00	295.60	21828.35	9.60%	-1914.68	-4420.30	2047.15
GAR	4.00	0.00	0.00	0.00	0.00	0.00	4.00	0.00%	0.00	0.00	
L01	3263.01	0.00	-480.00	0.00	0.00	60.00	4843.01	7.98%	-386.50	-866.50	
M01	25819.51	0.00	-466.94	0.00	0.00	0.00	26107.86	1.92%	-412.97	-879.91	
RC	50.00	0.00	0.00	0.00	0.00	0.00	50.00	0.00%	0.00	0.00	
S01	2221.33	0.00	-82.56	0.00	0.00	0.00	2138.77	3.72%	-73.84	-156.40	
W01	27.95	0.00	-5.90	0.00	0.00	0.00	22.06	21.10%	-5.34	-11.24	

	58920.84	0.00	-3616.99	0.00	0.00	319.60	55505.95	5.50%	-2849.83	-6466.82	

ALL BILLS

Levy Year : 2003										
Code	Beginning Balance	Levy Added	Payments	Discounts	Releases & Refunds	Dh/Cr & Write-Off	ACCOUNTS RECEIVABLE	COLL PCT	Interest Paid	Total Deposits
AO1	224.00	0.00	-28.00	0.00	0.00	2.00	198.00	11.61%	-22.83	-50.83
DO1	40.84	0.00	0.00	0.00	0.00	0.00	40.84	0.00%	0.00	0.00
FO1	26.09	0.00	0.00	0.00	0.00	0.00	26.09	0.00%	0.00	0.00
GO1	19414.21	0.00	-1670.45 ✓	0.00	0.00	258.60	18199.36	7.21%	-1599.32	-3269.77 1050.15 ✓
GAR	2.68	0.00	0.00	0.00	0.00	0.00	2.68	0.00%	0.00	0.00
LO1	9486.81	0.00	-449.51 ✓	0.00	0.00	60.00	9077.30	4.32%	-402.36 ✓	-871.87
MO1	24341.26	0.00	-165.69 ✓	0.00	0.00	0.00	24175.57	0.68%	-152.99 ✓	-318.68
RC	0.00	0.00	0.00	0.00	0.00	0.00	0.00	0.00%	0.00	0.00
SO1	1383.93	0.00	0.00	0.00	0.00	0.00	1383.93	0.00%	0.00	0.00
WO1	38.91	0.00	0.00	0.00	0.00	0.00	38.91	0.00%	0.00	0.00
=====										
	55158.73	0.00	-2333.65	0.00	0.00	317.60	53142.68	3.65%	-2177.50	-4511.15
Levy year : 2004										
AO1	181.31	0.00	-18.00	0.00	-3.00	0.00	161.31	11.03%	-14.80	-32.80
DO1	3.62	0.00	0.00	0.00	0.00	0.00	3.62	0.00%	0.00	0.00
DO2	0.00	0.00	0.00	0.00	0.00	0.00	0.00	0.00%	0.00	0.00
FO1	23.05	0.00	0.00	0.00	0.00	0.00	23.05	0.00%	0.00	0.00
GO1	17998.49	0.00	-855.03 ✓	0.00	0.00	0.00	17054.18	5.25%	-797.97	-1653.00 830.77 ✓
GAR	44.47	0.00	0.00	0.00	0.00	0.00	44.47	0.00%	0.00	0.00
LO1	8159.43	0.00	-149.50 ✓	0.00	0.00	0.00	8009.93	1.83%	-122.91 ✓	-272.41
MO1	18207.77	0.00	-184.52 ✓	0.00	0.00	0.00	18023.25	1.01%	-188.99 ✓	-373.51
RC	25.00	0.00	0.00	0.00	0.00	0.00	25.00	0.00%	0.00	0.00
SO1	1677.82	0.00	0.00	0.00	0.00	0.00	1677.82	0.00%	0.00	0.00
WO1	17.47	0.00	0.00	0.00	0.00	0.00	17.47	0.00%	0.00	0.00
=====										
	44360.43	0.00	-1207.05	0.00	-31.00	0.00	45062.10	2.80%	-1124.67	-2331.72
Levy year : 2003										
AO1	158.00	0.00	-10.00	0.00	-2.00	0.00	146.00	7.59%	-9.45	-19.45
DO1	41.88	0.00	0.00	0.00	0.00	0.00	41.88	0.00%	0.00	0.00
FO1	7.08	0.00	0.00	0.00	0.00	0.00	7.08	0.00%	0.00	0.00
GO1	16707.88	0.00	-526.46 ✓	0.00	-13.20	0.00	16138.22	3.41%	-557.71	-1084.17 577.10 ✓
GAR	0.00	0.00	0.00	0.00	0.00	0.00	0.00	0.00%	0.00	0.00
LO1	5880.69	0.00	-120.00 ✓	0.00	0.00	0.00	5760.69	2.04%	-97.52 ✓	-217.52
MO1	29638.54	0.00	-62.82 ✓	0.00	0.00	0.00	29575.82	0.21%	-196.39 ✓	-259.21
RC	0.00	0.00	0.00	0.00	0.00	0.00	0.00	0.00%	0.00	0.00
SO1	1686.53	0.00	-10.08 ✓	0.00	0.00	0.00	1676.45	0.60%	-10.94 ✓	-21.02
WO1	16.67	0.00	0.00	0.00	0.00	0.00	16.67	0.00%	0.00	0.00
=====										
	54137.37	0.00	-729.36	0.00	-45.20	0.00	53362.81	1.43%	-872.01	-1601.37

ALL BILLS

Levy Year : 2002										
Code	Beginning Balance	Levy Added	Payments	Discounts	Releases & Refunds	Dd/Cr & Write-Off	ACCOUNTS RECEIVABLE	COLL PCT	Interest Paid	Total Deposits
A01	192.00	0.00	-8.00	0.00	0.00	0.00	154.00	4.17%	-16.85	-24.85
DO1	51.93	0.00	0.00	0.00	0.00	0.00	51.93	0.00%	0.00	0.00
FO1	21.38	0.00	0.00	0.00	0.00	0.00	21.38	0.00%	0.00	0.00
GO1	16854.44	0.00	-1397.31✓	0.00	0.00	0.00	15489.15	8.27%	-2257.35	-3654.66 2282.20✓
GAR	0.00	0.00	0.00	0.00	0.00	0.00	0.00	0.00%	0.00	0.00
LO1	7503.86	0.00	-120.00✓	0.00	0.00	0.00	7383.86	1.60%	-278.72✓	-398.72
MO1	34000.83	0.00	-155.06✓	0.00	0.00	0.00	33845.77	0.44%	-175.31✓	-330.37
RC	25.00	0.00	0.00	0.00	0.00	0.00	25.00	0.00%	0.00	0.00
SO1	1486.68	0.00	0.00	0.00	0.00	0.00	1486.68	0.00%	0.00	0.00
WO1	49.85	0.00	0.00	0.00	0.00	0.00	49.85	0.00%	0.00	0.00
=====		=====	=====	=====	=====	=====	=====	=====	=====	=====
	60217.99	0.00	-1680.37	0.00	0.00	0.00	58537.62	2.79%	-2728.23	-4408.60
Levy year : 2001										
A01	155.16	0.00	-10.00	0.00	0.00	0.00	145.16	6.44%	-4.37	-14.37
DO1	0.00	0.00	0.00	0.00	0.00	0.00	0.00	0.00%	0.00	0.00
FO1	52.59	0.00	0.00	0.00	0.00	0.00	52.59	0.00%	0.00	0.00
GO1	15499.81	0.00	-124.05✓	0.00	0.00	0.00	15375.76	0.80%	-90.31	-214.36 104.00✓
GAR	0.00	0.00	0.00	0.00	0.00	0.00	0.00	0.00%	0.00	0.00
LO1	7774.03	0.00	-63.68✓	0.00	0.00	0.00	7710.35	0.82%	-8.37✓	-72.05
MO1	32701.18	0.00	-234.88	0.00	0.00	0.00	32466.30	0.72%	-337.55	-572.73
SO1	1585.90	0.00	0.00	0.00	0.00	0.00	1585.90	0.00%	0.00	0.00
WO1	49.76	0.00	0.00	0.00	0.00	0.00	49.76	0.00%	0.00	0.00
=====		=====	=====	=====	=====	=====	=====	=====	=====	=====
	57918.43	0.00	-432.61	0.00	0.00	0.00	57385.82	0.75%	-440.90	-873.51
Levy year : 2000										
A01	192.00	0.00	-2.00	0.00	0.00	0.00	188.00	2.08%	-3.01	-5.01
DO1	0.00	0.00	0.00	0.00	0.00	0.00	0.00	0.00%	0.00	0.00
FO1	17.49	0.00	0.00	0.00	0.00	0.00	17.49	0.00%	0.00	0.00
GO1	17984.74	0.00	-52.85✓	0.00	-43.20	0.00	17888.74	0.53%	-123.20	-176.00 120.21✓
GAR	0.00	0.00	0.00	0.00	0.00	0.00	0.00	0.00%	0.00	0.00
LO1	6547.19	0.00	0.00	0.00	0.00	0.00	6547.19	0.00%	0.00	0.00
MO1	40793.79	0.00	-233.08✓	0.00	0.00	0.00	40560.71	0.57%	-478.46✓	-711.54
SO1	2127.02	0.00	0.00	0.00	0.00	0.00	2127.02	0.00%	-24.05✓	-24.05
WO1	13.76	0.00	0.00	0.00	0.00	0.00	13.76	0.00%	0.00	0.00
=====		=====	=====	=====	=====	=====	=====	=====	=====	=====
	67673.99	0.00	-287.88	0.00	-43.20	0.00	67342.91	0.45%	-628.72	-916.60
Levy year : 1999										
A01	0.00	0.00	0.00	0.00	0.00	0.00	0.00	0.00%	0.00	0.00

ALL BILLS

Levy Year : 1999 (continued)											
Code	Beginning Balance	Levy Added	Payments	Discounts	Released & Refunds	Dr/Cr & Write-Off	ACCOUNTS RECEIVABLE	COLL. PCT	Interest Paid	Total Deposits	
FO1	0.00	0.00	0.00	0.00	0.00	0.00	0.00	0.00%	0.00	0.00	
GO1	0.00	0.00	0.00	0.00	0.00	0.00	0.00	0.00%	0.00	0.00	
LO1	0.00	0.00	0.00	0.00	0.00	0.00	0.00	0.00%	0.00	0.00	
=====											
	0.00	0.00	0.00	0.00	0.00	0.00	0.00	0.00%	0.00	0.00	
Levy year : 1998											
A01	0.00	0.00	0.00	0.00	0.00	0.00	0.00	0.00%	0.00	0.00	
GO1	0.00	0.00	0.00	0.00	0.00	0.00	0.00	0.00%	0.00	0.00	
MO1	0.00	0.00	0.00	0.00	0.00	0.00	0.00	0.00%	0.00	0.00	
SO1	0.00	0.00	0.00	0.00	0.00	0.00	0.00	0.00%	0.00	0.00	
=====											
	0.00	0.00	0.00	0.00	0.00	0.00	0.00	0.00%	0.00	0.00	
Levy year : 1997											
A01	1.50	0.00	0.00	0.00	0.00	0.00	1.50	0.00%	0.00	0.00	
GO1	184.00	0.00	0.00	0.00	0.00	0.00	184.00	0.00%	0.00	0.00	
LO1	48.00	0.00	0.00	0.00	0.00	0.00	48.00	0.00%	0.00	0.00	
=====											
	233.50	0.00	0.00	0.00	0.00	0.00	233.50	0.00%	0.00	0.00	
Levy year : 1996											
A01	0.00	0.00	0.00	0.00	0.00	0.00	0.00	0.00%	0.00	0.00	
GO1	0.00	0.00	0.00	0.00	0.00	0.00	0.00	0.00%	0.00	0.00	
MO1	9.22	0.00	0.00	0.00	0.00	0.00	9.22	0.00%	0.00	0.00	
=====											
	9.22	0.00	0.00	0.00	0.00	0.00	9.22	0.00%	0.00	0.00	
Levy year : 1995											
A01	0.00	0.00	0.00	0.00	0.00	0.00	0.00	0.00%	0.00	0.00	
GO1	0.00	0.00	0.00	0.00	0.00	0.00	0.00	0.00%	0.00	0.00	
=====											
	0.00	0.00	0.00	0.00	0.00	0.00	0.00	0.00%	0.00	0.00	
Levy year : 1994											
A01	0.00	0.00	0.00	0.00	0.00	0.00	0.00	0.00%	0.00	0.00	
GO1	0.00	0.00	0.00	0.00	0.00	0.00	0.00	0.00%	0.00	0.00	
=====											
	0.00	0.00	0.00	0.00	0.00	0.00	0.00	0.00%	0.00	0.00	

